



Update on Violation Camera Replacement Projects



Transportation Corridor Agencies



Importance of Cameras

Transactions	Expected Revenue	Actual Transponder Collected Revenue	Revenue Shortage
14,958,512	\$68,634,713	\$58,638,165	\$9,996,548



Importance of Cameras

- **Transponder system by itself not able to meet system performance requirements**
- **Customers don't mount transponders**
- **Transponder not in vehicle**
- **Some customers choose not to pay**



Old Camera System





Old Camera System





Front Camera System






Front Camera System





How The System Works





How The System Works





How The System Works






How The System Works

- **Each Lane Controller has a list of all of the 2.3 million good transponders in California**
- **Once a day all California Toll Authorities exchange lists of transponders with good accounts**
- **Every 2 hours TCA updates the list of TCA transponders with good accounts**
- **Lane Controller compares the transponder number read with the list of 2.3 million in about 1/10 of a second**



How The System Works





Result of Camera Installation

Transactions	Expected Revenue	Actual Transponder Collected Revenue	Revenue Shortage
14,958,512	\$68,634,713	\$58,638,165	\$9,996,548

Total Image Based Transactions	Customer Pay By Plate Transactions	Customer Pay By Plate Revenue	Violation Transactions	Violation Revenue	Total Image Based Revenue
2,178,686	1,552,999	\$7,125,206	249,403	\$4,644,911	\$11,770,117



Camera Performance

Total Image Based Transactions	Customer Pay By Plate Transactions	Customer Pay By Plate Revenue	Violation Transactions	Violation Revenue	Total Image Based Revenue
2,178,686	1,552,999	\$7,125,206	249,403	\$4,644,911	\$11,770,117

Of the 2,178,686 Image Based Transactions, only 83% produced revenue.

What happened to the other 376,284?



Camera Performance

- **No License Plate**
- **Obscured Image**











Camera Performance

- **No License Plate**
- **Obscured Image**
- **Incorrect DMV Data**
- **Out of State**
- **Only 2.4% of the Images were bad due to cameras**



New Camera System

- **Why Replace The Existing Camera System?**
- **Electronic Components Always Evolving**
- **Causes Obsolescence of Systems**
- **Older Systems Become Unsupportable**
- **Camera System is a Critical Part of Toll Collection**



New Camera System





New Camera System





New Camera System






New Camera System





New Camera System





New Camera System

- **Installed and Working at Catalina View**
- **Preliminary Results Show a 10% Improvement Over Old System**
- **Windy Ridge Next to be Replaced When the New Lane is Added**



Conclusion

Total Image Based Transactions	Customer Pay By Plate Transactions	Customer Pay By Plate Revenue	Violation Transactions	Violation Revenue	Total Image Based Revenue
2,178,686	1,552,999	\$7,125,206	249,403	\$4,644,911	\$11,770,117

Camera System Cost \$200,000 and Lasted 10 Years

\$20,000 Per Year to Collect \$11,000,000 per Year

A Really Great Investment!