



ORANGE COUNTY TRANSPORTATION AUTHORITY

Anaheim Regional Transportation Intermodal Center Update

Powerpoint

Anaheim Regional Transportation Intermodal Center (ARTIC) Update

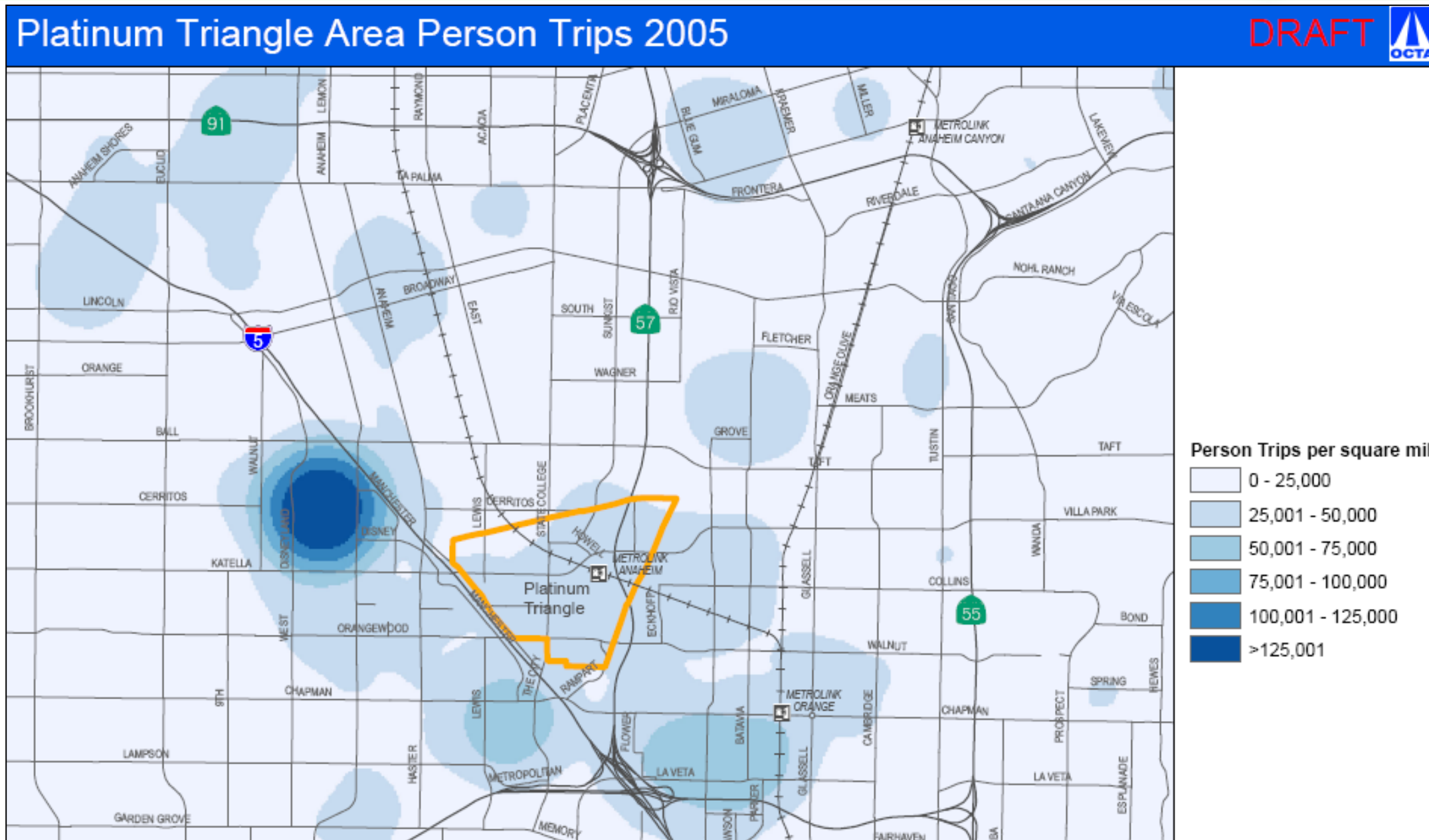


Platinum Triangle Area Average Daily Bus Passenger Volumes

DRAFT



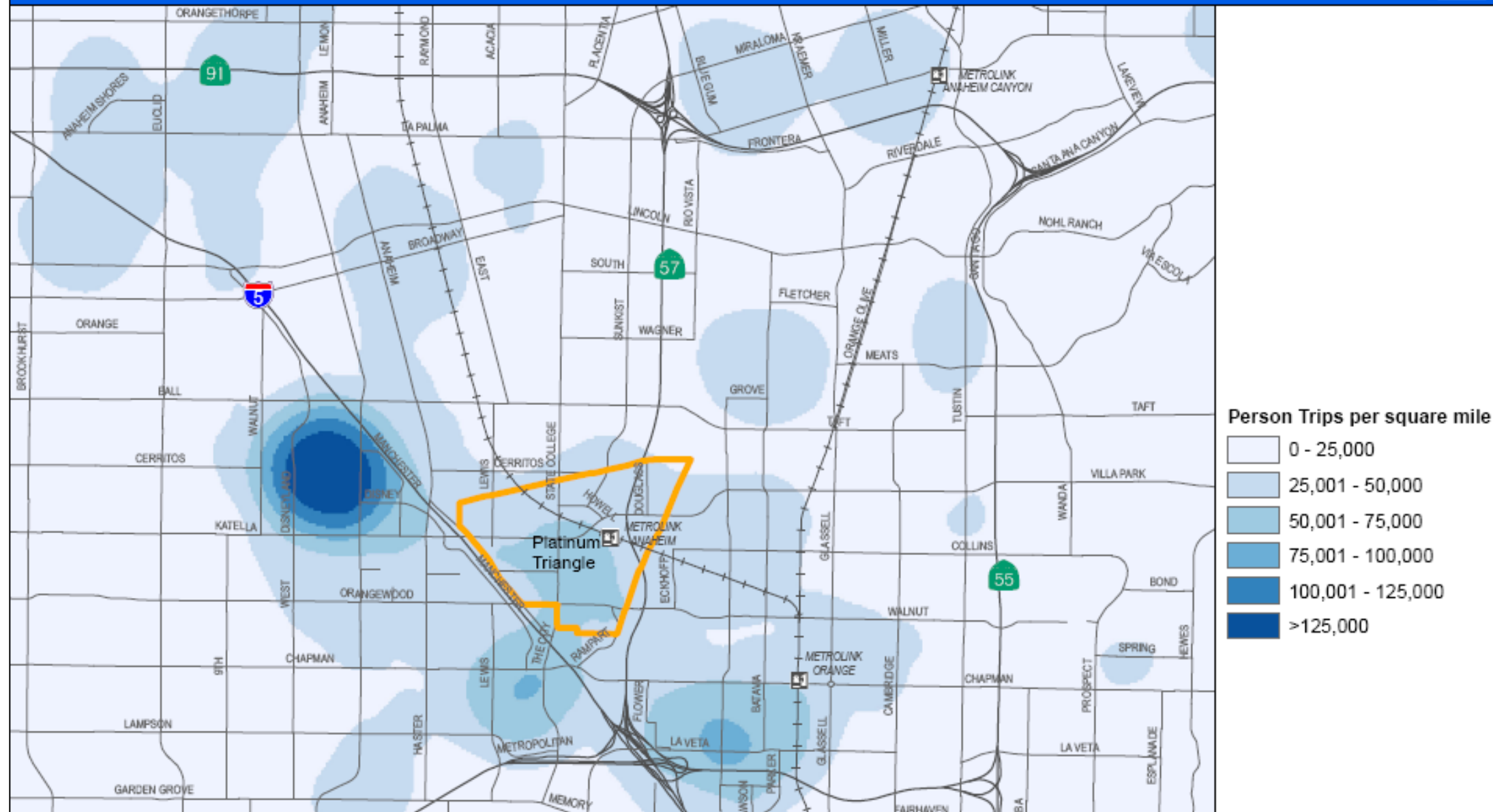
- Demonstrated transit usage
- Routes servicing the Platinum Triangle and The Anaheim Resort carry 28% of all boardings on the Orange County Transportation Authority (OCTA) system
- Streets within Anaheim carry thousands of bus passengers each day



- Orange County's highest concentration of person trips per square mile
- Orange County attracts more than 40 million visitors per year, with Anaheim attracting up to 20 million visitors per year
- Anaheim is the top family destination according to 2011 Traveler's Choice Awards at TripAdvisor.com
- Sports and entertainment venues generate additional traffic

Platinum Triangle Area Person Trips 2035

DRAFT



- Overall population in Orange County is projected to increase by 13.3% by 2035
- Anaheim is 10th largest city in California and is centrally located
- Significant population increase projected as development envisioned for the Platinum Triangle is realized
- Number of visitors will continue to grow as additional hotels, restaurants, convention space, and other visitor-serving uses are developed in The Anaheim Resort



> AMTRAK



> Metrolink Anaheim Train Station



> Anaheim Station

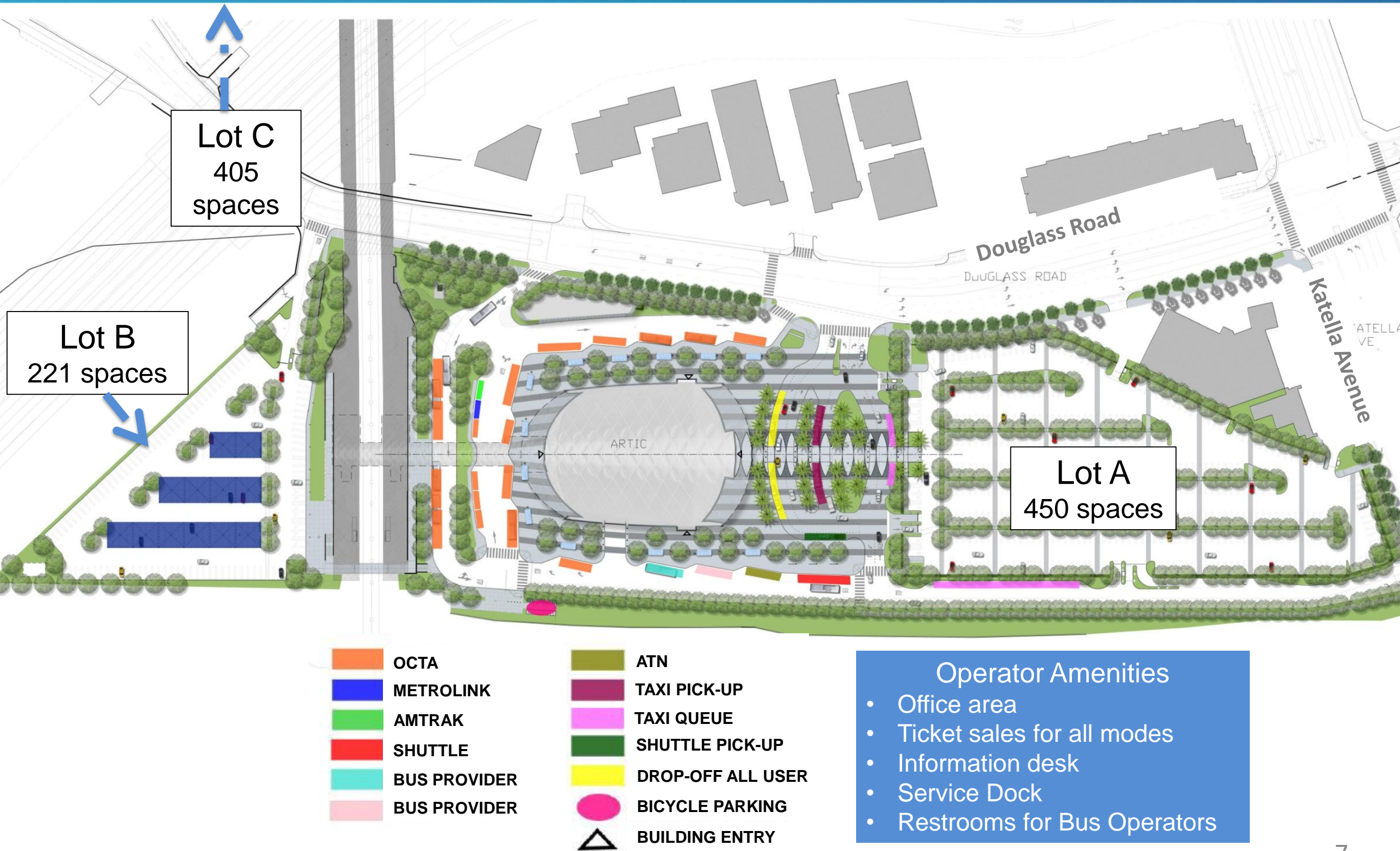
- Continued demand for Metrolink and Amtrak
- Anticipated increased rail service
- Anaheim Station is third busiest for combined ridership with approximately 540,000 riders in fiscal year 2010-11
- Need a transit facility to serve the growing population and number of workers and visitors

ARTIC Transportation Services

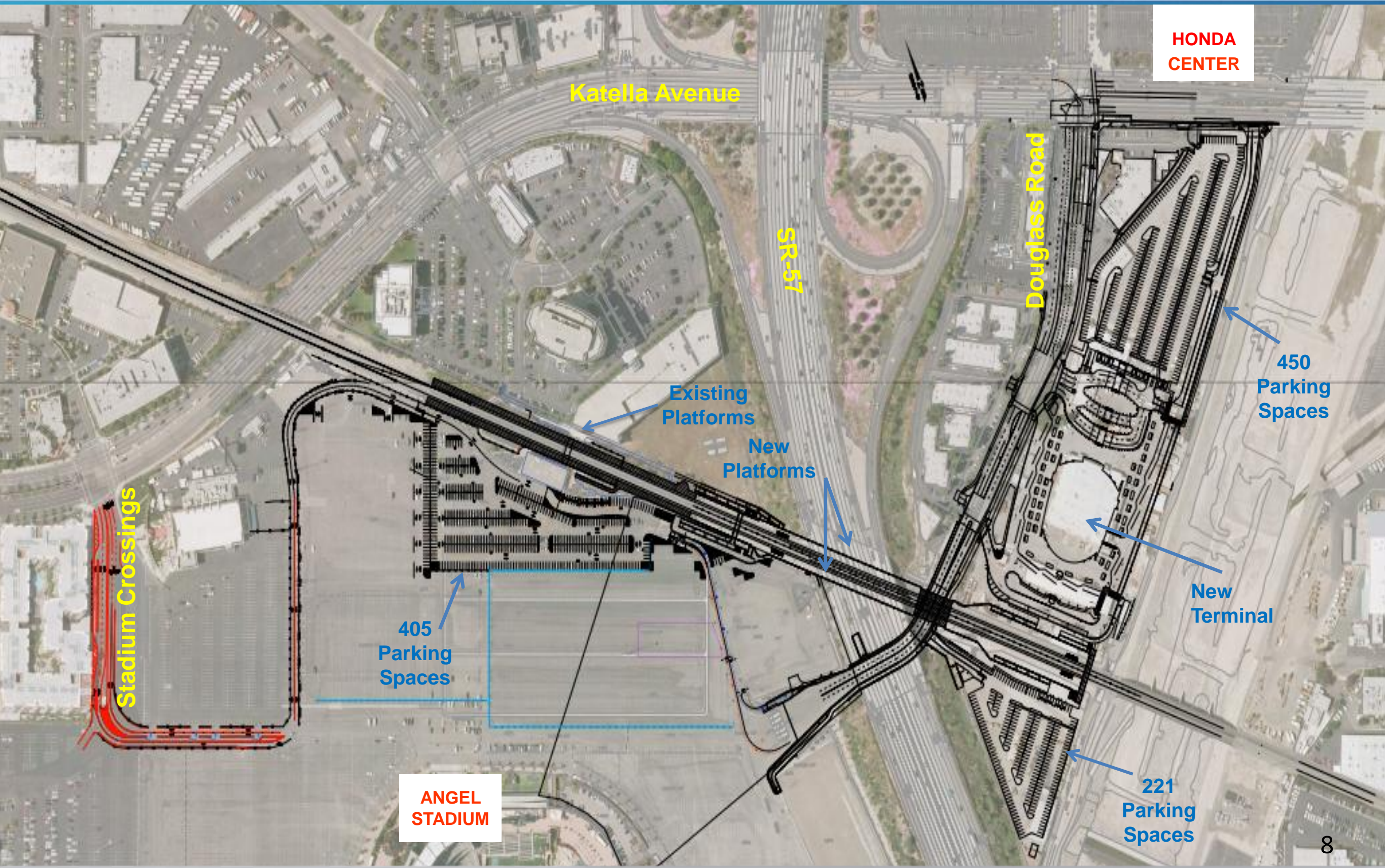
- Metrolink
- Amtrak
- OCTA Bus
- Anaheim Resort Transit
- Taxi Services
- Intercity Buses
- International Buses
- Tour and Charter Buses
- Private Vehicles/Parking
- Pedestrian and Bicycle Access



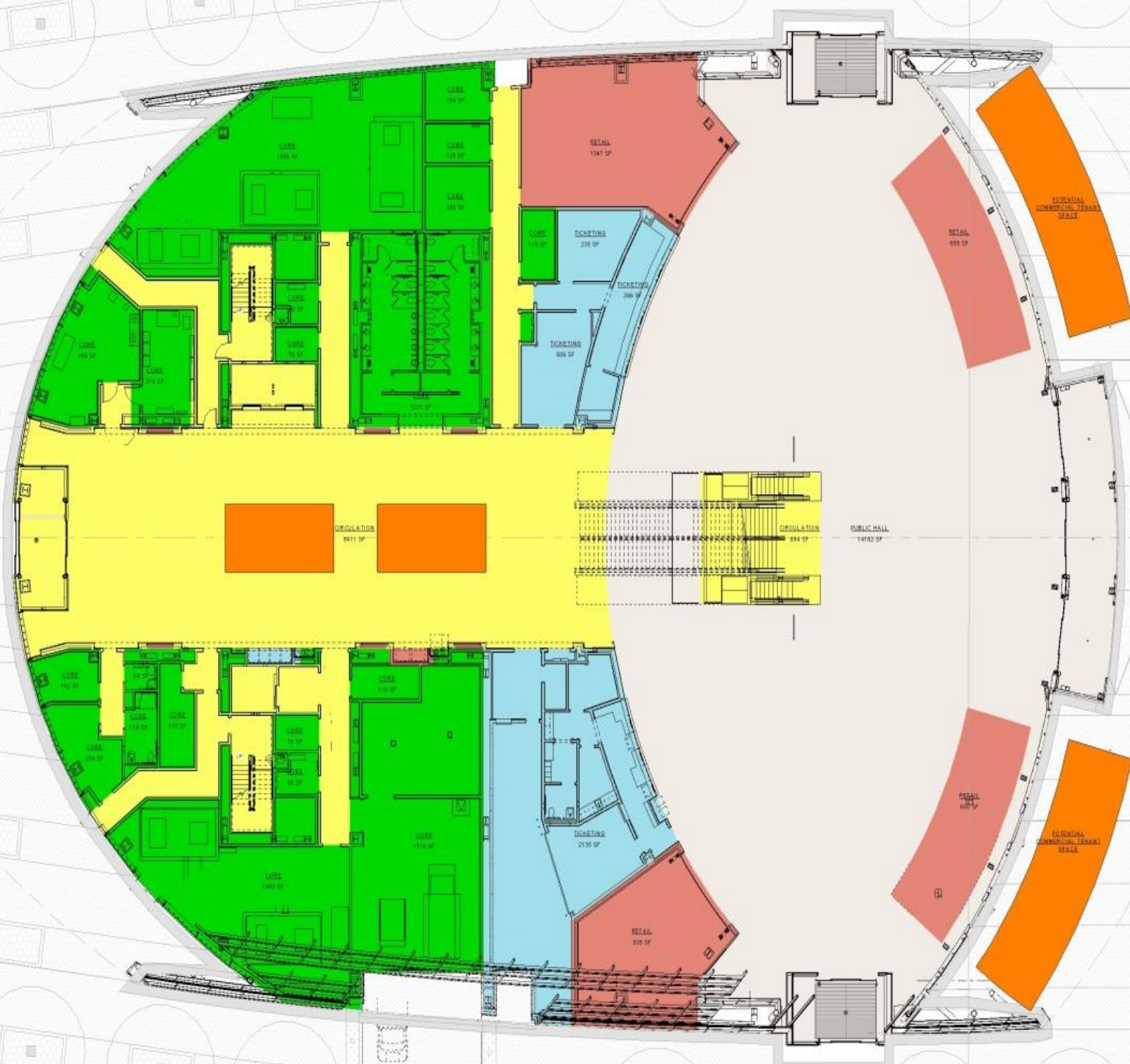
ARTIC Functions



ARTIC Parking



ARTIC Floor Plan – Level 1

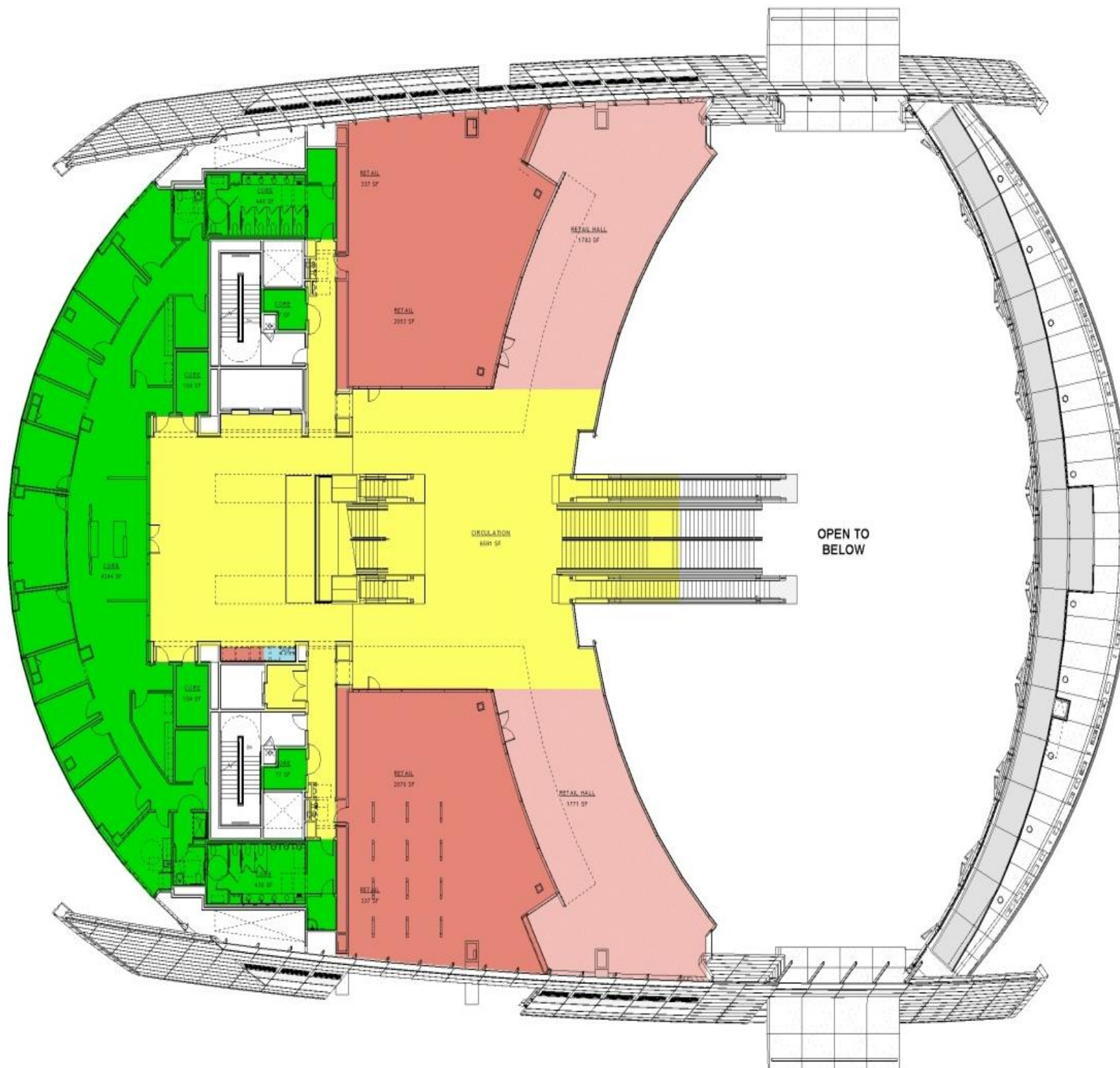


ARTIC Area	Percentage of Building
Circulation	27%
Commercial Tenant Space	19%
Lobby/Waiting Area	25%
Ticketing	5%
Transportation Operations	24%
	100%

AREA PLAN LEGEND

- CIRCULATION
- COMMERCIAL TENANT SPACE
- POTENTIAL COMMERCIAL TENANT SPACE
- LOBBY/WAITING AREA
- TICKETING
- TRANSPORTATION OPERATIONS

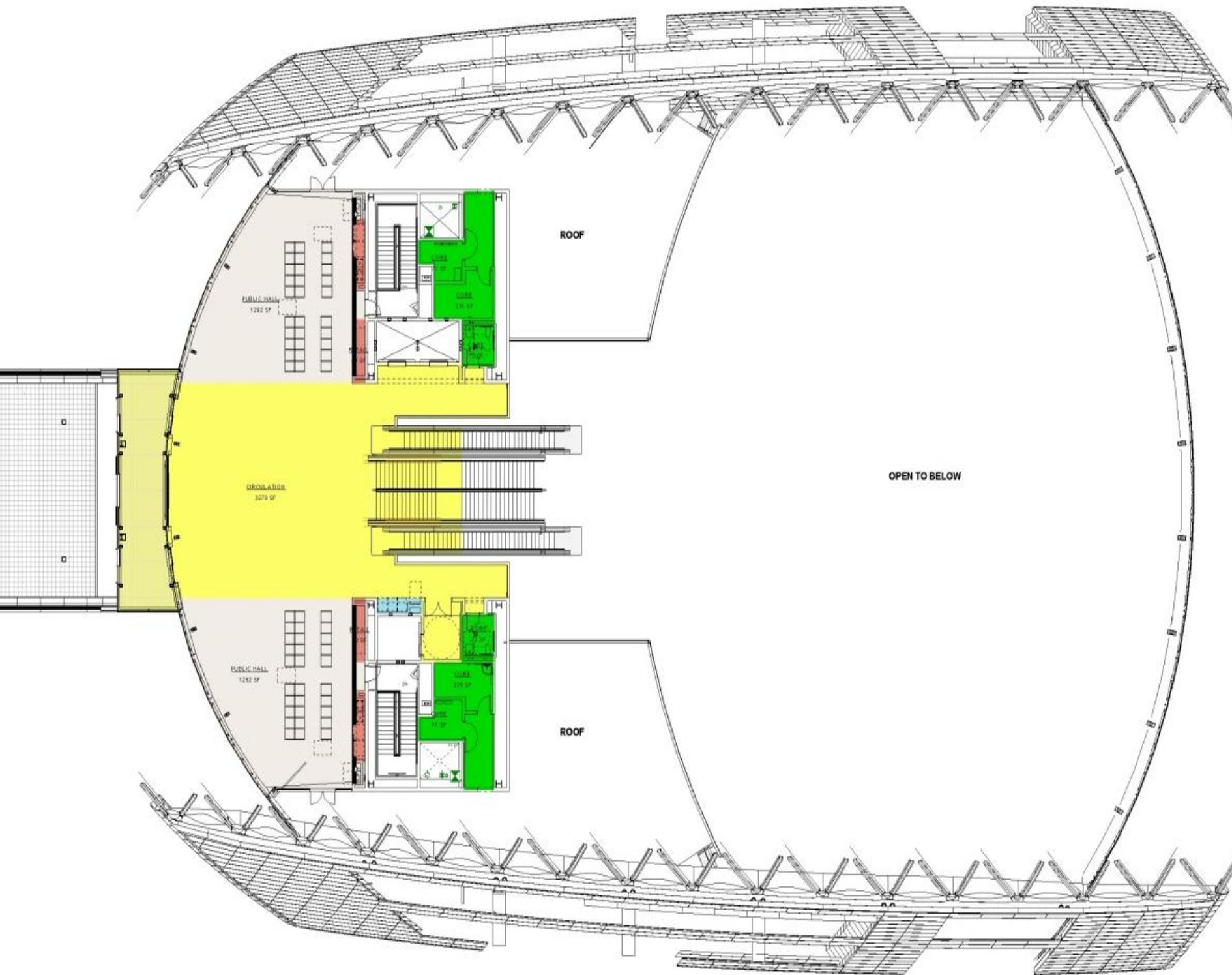
ARTIC Floor Plan – Level 2



AREA PLAN LEGEND

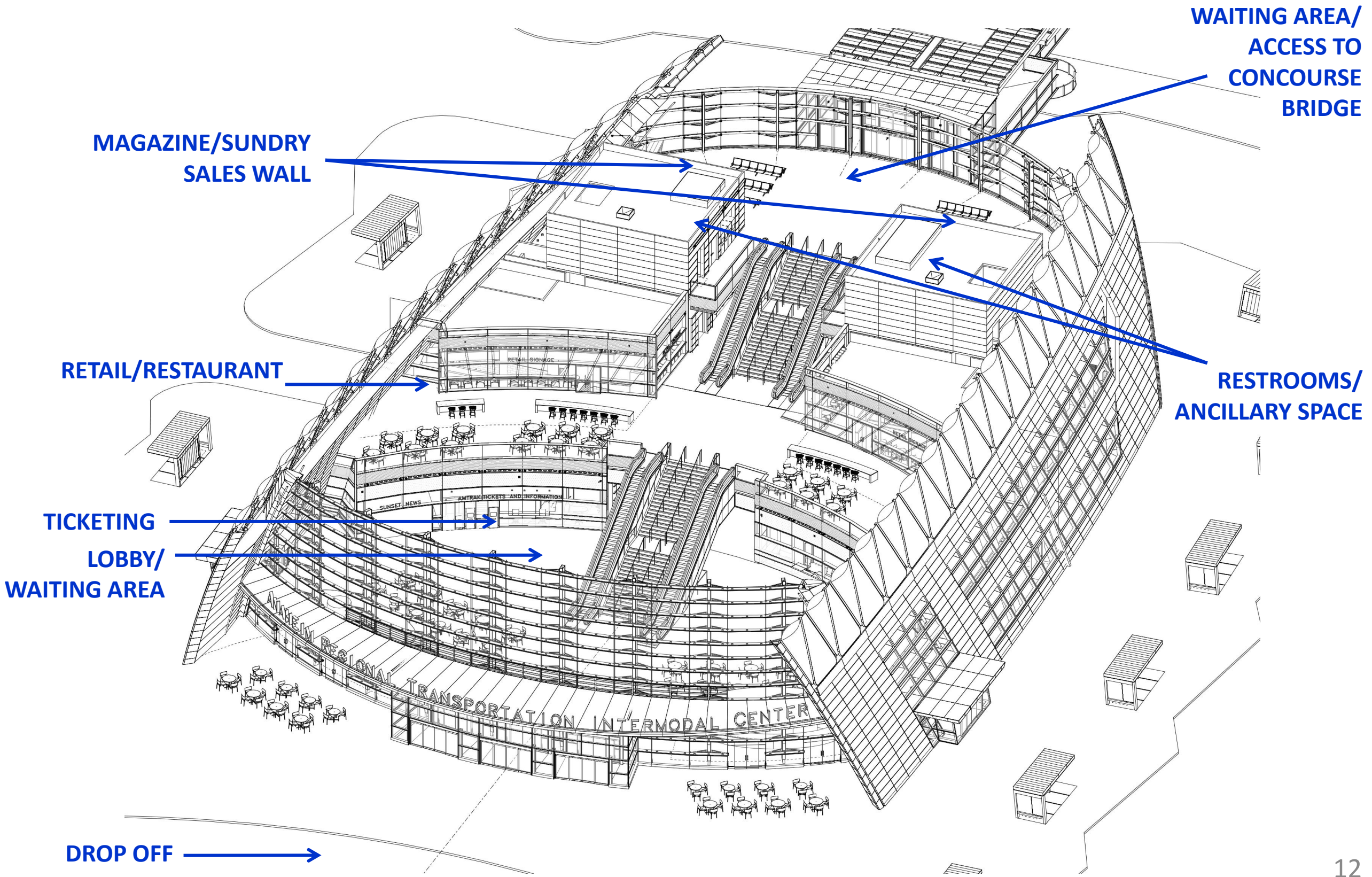
- CIRCULATION
- COMMERCIAL TENANT SPACE
- COMMERCIAL TENANT SPACE DINING
- TICKETING
- TRANSPORTATION OPERATIONS

ARTIC Floor Plan – Mezzanine Level

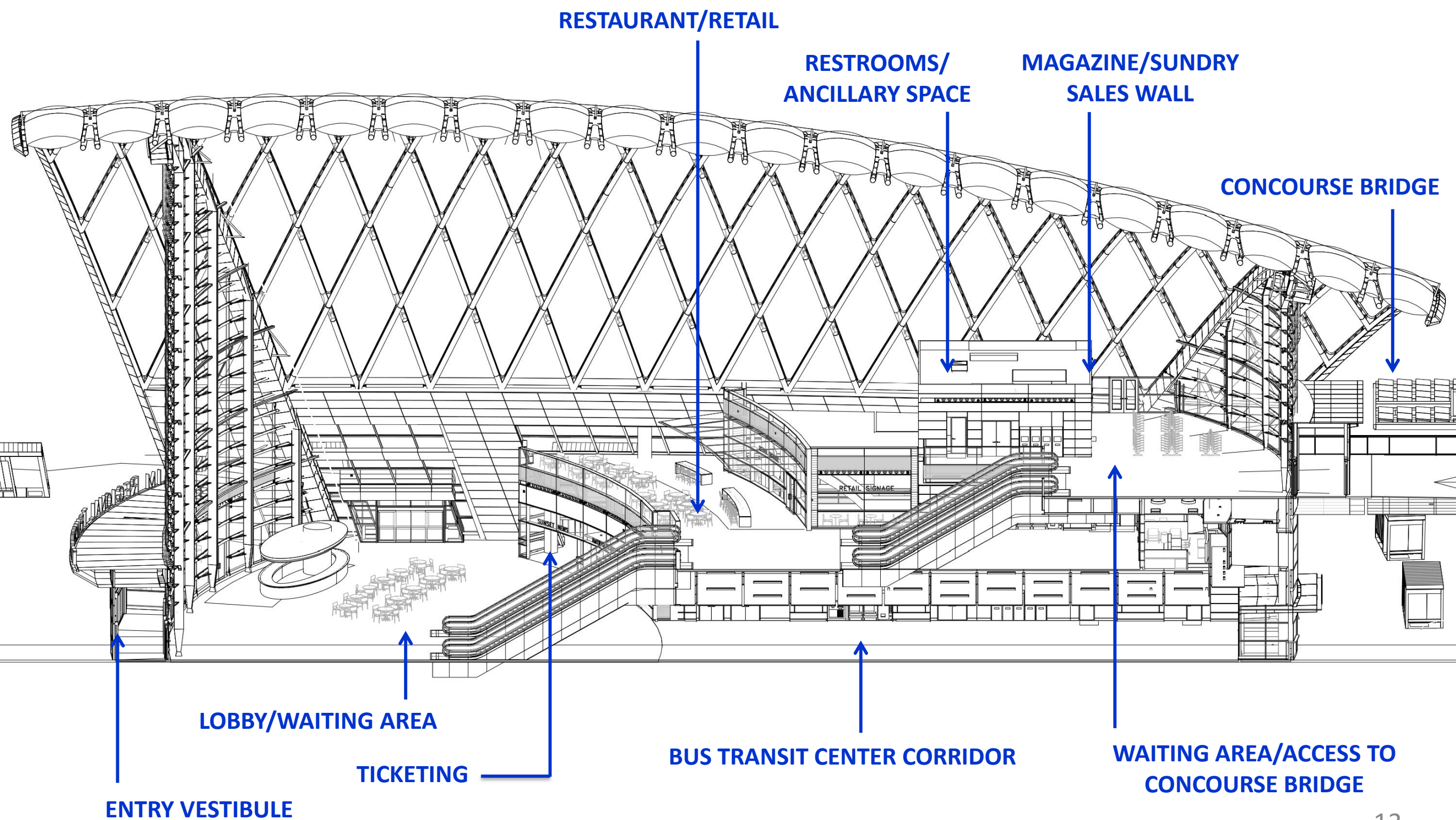


AREA PLAN LEGEND

- CIRCULATION
- COMMERCIAL TENANT SPACE
- LOBBY/WAITING AREA
- TICKETING
- TRANSPORTATION OPERATIONS



ARTIC Architecture – Interior Section



ARTIC Concourse Bridge

Perspective From Platforms

PASSENGER ELEVATOR *

PASSENGER STAIR

PLATFORM

- *Elevators

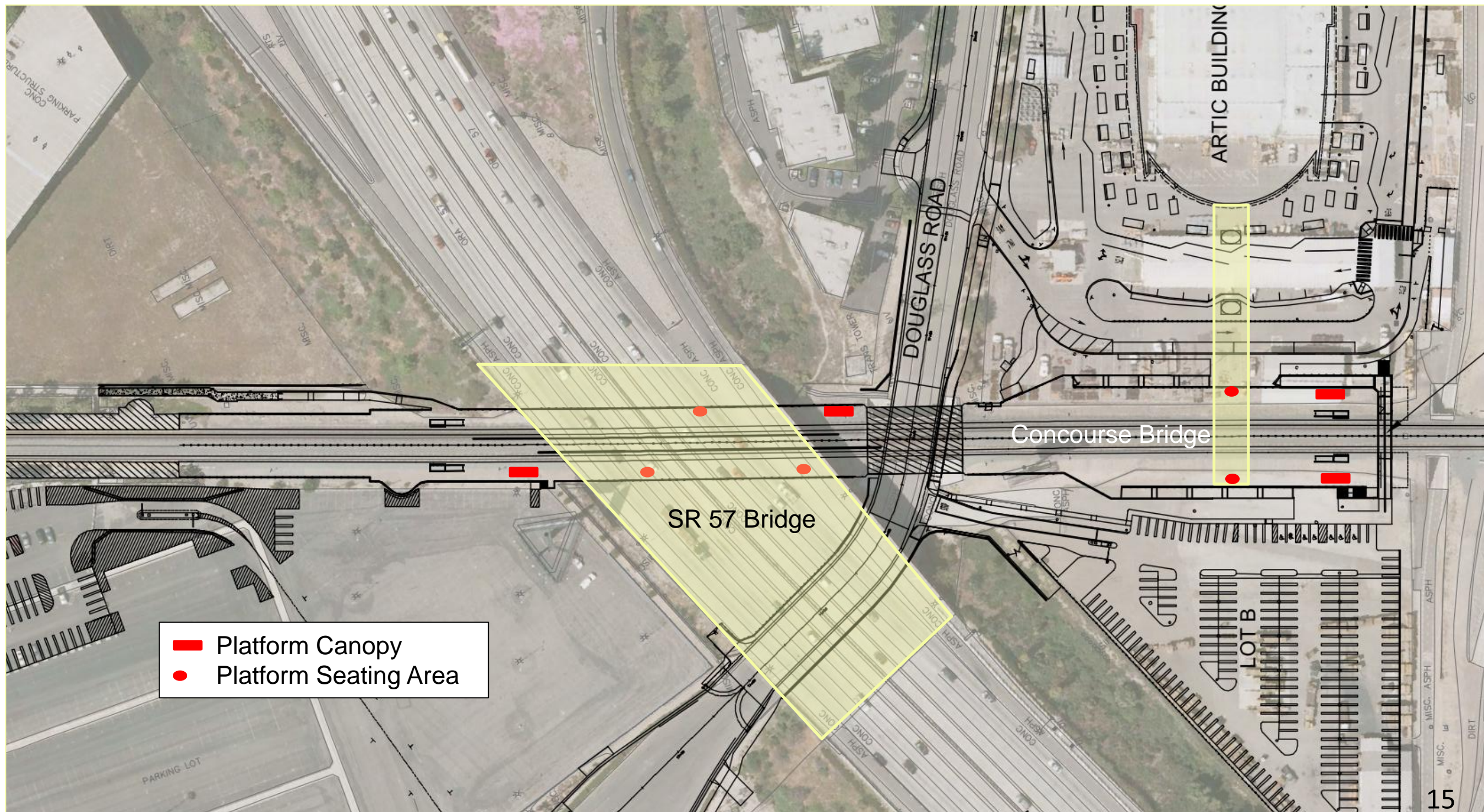
 - 4 Exterior Elevators
 - 3 Interior Elevators
 - 4 Interior Escalators



↑
TRACKS

↑
PLATFORM 14

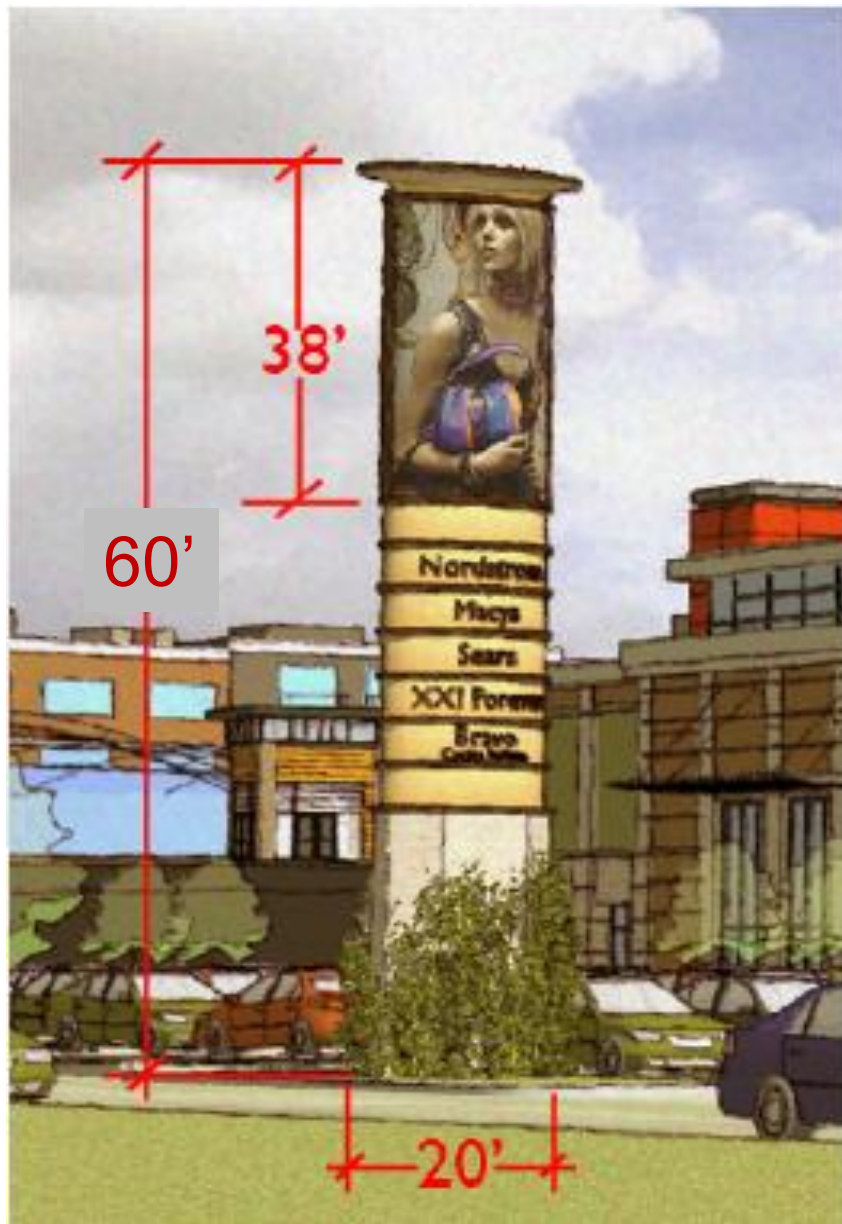
ARTIC Rail Platform Canopies



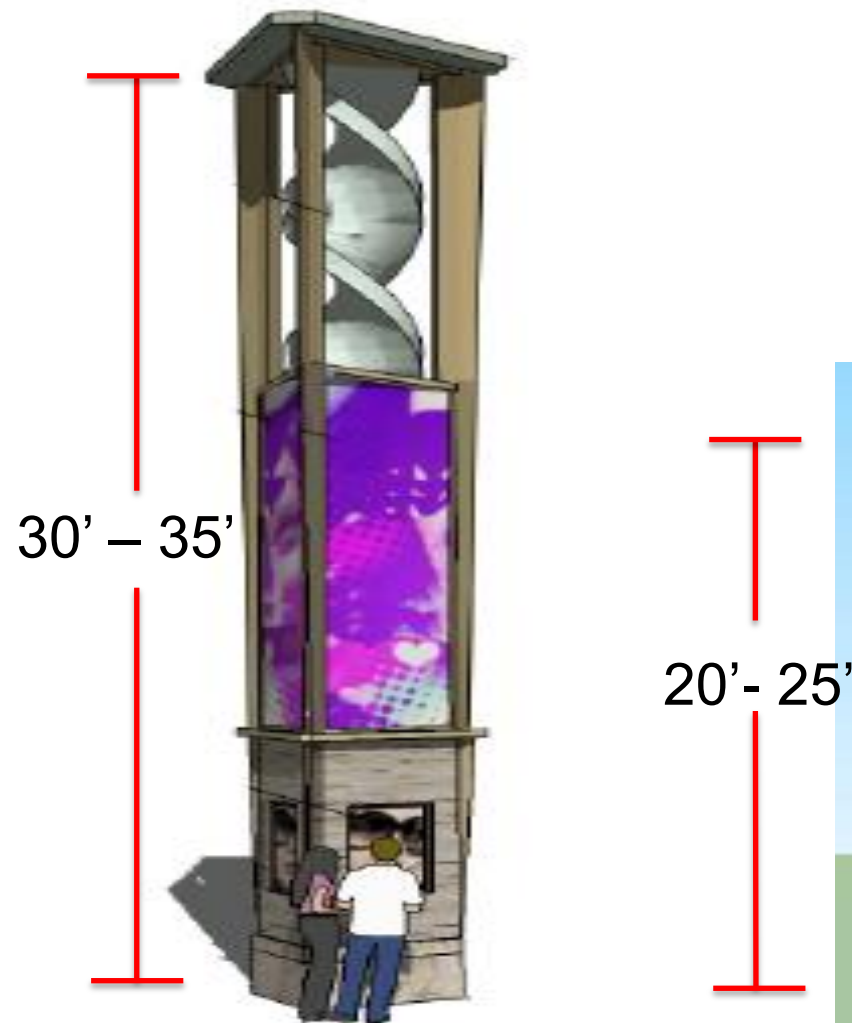
ARTIC Site Area



ARTIC Sponsorship Opportunities



- > PYLONS: Up to 13 pylons visible from freeway and surrounding area

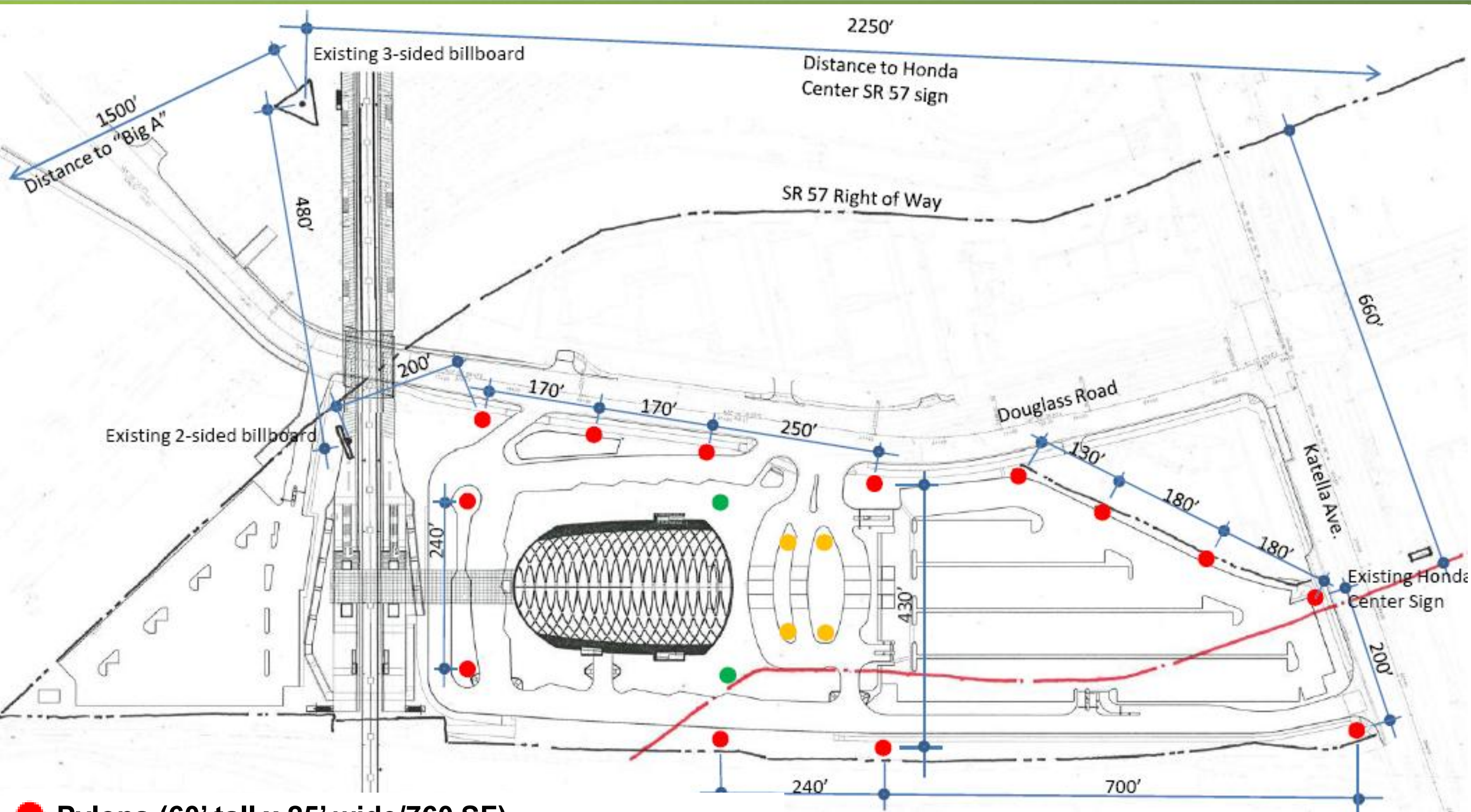


- > PLAZA PYLONS: Four pedestrian-scaled pylons providing interactive travel information



- > PLAZA KIOSKS - Two retail kiosks for flowers, take-out food, beverage or other products

ARTIC Sponsorship Locations



- Pylons (60' tall x 25' wide/760 SF)
- Plaza Pylons (30' - 35' tall)
- Plaza Kiosks

World-Class Transportation Center Benefiting All of Orange County

- 5,000 jobs created
- Creates a metropolitan center by providing transportation infrastructure
- Supports projected growth in population, housing, and jobs
- Supports continuing growth in tourism – Growing tourism helps the County
 - 42.9 million annual visitors to County
 - \$7.75 billion in annual tourist revenue generated
 - 140,000 tourism jobs
 - 41% of hotel guest rooms in County are in and surrounding The Anaheim Resort
 - Anaheim Convention Center
 - 1 million annual attendees
 - \$1 billion spent by attendees
 - The Disneyland Resort
 - \$4.7 billion generated annually (almost 75% distributed in Orange County)
 - \$225 million in taxes each year for cities, counties and State of California
 - Largest single-site employer in State
 - Employs 23,000 cast members and supports 57,400 more jobs



19
Conceptual – Subject to modification

Future Development Opportunities

- ✓ Revenue generation repays local grant funds
- ✓ Public Private Partnership opportunities
- ✓ Resulting in economic benefits, jobs, and increased sales tax revenue
- ✓ Honda Center partnership
- ✓ Provides opportunity for Transit Oriented Development and mixed-land use development in the vicinity.

Conceptual – Subject to modification

20

Significant Local Funding Commitment

Funding Source	Amount (in millions)
Measure M2 – Project T*	\$81.6
Measure M2 – Project R	\$17.6
Measure M – Transit Revenue	\$43.9
2008 State Transportation Improvement Program	\$29.2
Federal Sources	\$11.8
Total	\$184.2

* Additional Federal grants may reduce this amount

ARTIC Project Budget Summary

Description	Budget
Right-of-Way Acquisition; Design, Construction and Program Management; Public Art	\$51,228,000
Construction	
<i>Main Terminal Building</i>	\$68,851,000
<i>Concourse Bridge Structure</i>	\$9,380,000
<i>Bus Station, Terminal Site Work, Plaza, Off-Site Work</i>	\$19,757,000
<i>Surface Parking</i>	\$7,776,000
<i>Rail Improvements</i>	\$14,236,000
Total Construction	\$120,000,000
Project Contingency	\$12,935,000
Total Project Budget	\$184,163,000

High Shell and Enclosure Contract Bid in Summer 2011 led to September Implementation of Value Engineering (VE) Design Changes to Match Budget

- Design changes developed from bidders' input and design team VE efforts
- Examples of items being implemented:
 - Reduce architecturally exposed structural steel quantity and requirements on structural steel
 - Reduce diameter grid steel size from 16" to 14" and thickness
 - Simplify all curtain wall systems
 - Reduce ethylene tetrafluoroethylene fritting and film thickness and simplify aluminum frame design
 - Simplify architectural interior treatments and finishes
 - Remove roof on second floor
 - Remove two interior stair cores and one elevator
- Changes resulted in estimated \$18 million of cost savings
- 60% Design Construction Estimate is within 1% of \$120 million of budget

ARTIC Ridership

Mode of Travel	Existing	Opening Day 2014	2035
AMTRAK/METROLINK	1,477*	2,950	3,700
OCTA/LOCAL BUS SERVICE	545	800	970
ANAHEIM RESORT TRANSIT /TAXIS	714	875	2,960
OTHER TRANSIT MODES (such as BRT, Commuter Shuttles, Bus Circulators, Intercity/International Bus)		5,705	7,090
ANAHEIM RAPID CONNECTION (Anticipated Opening in 2018)			4,300**
<i>TOTAL Daily Boardings and Alightings</i>	<i>2,736</i>	<i>10,330</i>	<i>19,020</i>
CALIFORNIA HIGH-SPEED RAIL			32,900
<i>TOTAL Including CHSR</i>			<i>51,920</i>

*Amtrak/Metrolink existing FY11 ridership (other numbers are from 2009 ARTIC Needs Assessment)

**Ridership could be higher depending upon selected alternative

ARTIC Pre-Bid Workshop

