



BOARD COMMITTEE TRANSMITTAL

February 11, 2013

To: Members of the Board of Directors
From: Wendy Knowles, Clerk of the Board *Wk*
Subject: Capital Program Division – Second Quarter Fiscal Year 2012-13
Capital Action Plan Performance Metrics

Executive Committee meeting of February 4, 2013

Present: Chairman Winterbottom, Vice Chairman Nelson, and Directors
Bates, Eastman, Hennessey, Murray, and Nguyen
Absent: Director Spitzer

Committee Vote

No action was taken on this item.

Staff Recommendation

Receive and file as an information item.



ORANGE COUNTY TRANSPORTATION AUTHORITY

**Capital Programs Division - Second Quarter Fiscal Year
2012-13 Capital Action Plan Performance Metrics**

Staff Report



February 4, 2013

To: Executive Committee

From: Will Kempton, Chief Executive Officer

Subject: Capital Programs Division - Second Quarter Fiscal Year 2012-13
Capital Action Plan Performance Metrics

Overview

The Orange County Transportation Authority's Strategic Plan key strategies and objectives to achieve the goals for Mobility and Stewardship include delivery of all Capital Action Plan projects on time and within budget. The Capital Action Plan is used to create a performance metric to assess capital project delivery progress on highway, grade separation, rail, and facility projects. This report provides an update on the Capital Action Plan delivery and performance metrics.

Recommendation

Receive and file as an information item.

Background

The Orange County Transportation Authority (OCTA) Capital Programs Division is responsible for project development and delivery of highway, grade separation, rail, and facility projects from the beginning of the environmental phase to construction completion. Project delivery commitments reflect defined project scope, costs, and schedules. Project delivery commitments shown in the Capital Action Plan are key strategies and objectives to achieve Strategic Plan goals for mobility and stewardship.

This report focuses on the Capital Action Plan delivery and performance metrics. The Capital Programs Division also provides separate quarterly Metrolink commuter rail system ridership, revenue, and on-time performance reports and metrics, which are posted on the OCTA dashboard website.

Discussion

The Capital Programs Division objective is to deliver projects on schedule and within the approved project budget. Key projects' cost and schedule commitments are captured in the Capital Action Plan which is regularly updated with new projects and project status (Attachment A). The Capital Action Plan is categorized into four key groupings of projects; freeway projects, grade separation projects, rail and station projects, and key facility projects. Simple milestones represent the plan, progress, and performance in capital project delivery. Fiscal year (FY) performance metrics for each milestone are used to both provide project delivery transparency and measure annual capital project delivery commitment performance.

Capital Action Plan actual and forecast project costs represent the total cost of the project across all phases, including support costs, and right-of-way and construction capital costs as the project progresses. The cost of either the approved budget or plan is shown in comparison to the actual or forecast cost. Budget or planned total project costs may be shown as to-be-determined (TBD) if project scoping or other approval documents have not been approved, and may be updated as project milestones are achieved. Measure M2 (M2) projects are identified with the corresponding project letter and the M2 logo. The Capital Action Plan update is also included in the M2 quarterly report.

The Capital Action Plan summarizes the very complex capital project critical path schedules into eight key delivery milestones.

Begin Environmental	The date work on the environmental clearance, project report, or preliminary engineering phase begins.
Complete Environmental	The date environmental clearance and project approval is achieved.
Begin Design	The date final design work begins, or the date when a design-build contract begins.
Complete Design	The date final design work is 100 percent complete and approved.
Construction Ready	The date contract bid documents are ready for advertisement, including certification of right-of-way, all agreements executed, and contract constraints cleared.

Advertise for Construction	The date a construction contract is advertised for bids.
Award Contract	The date the construction contract is awarded.
Construction Complete	The date all construction work is completed, and the project is open to public use.

Project schedules reflect the approved milestone date shown in comparison to the actual or forecast milestone date. Milestone dates may be shown as TBD if project scoping or approval documents have not been approved, or the delivery schedule has not been negotiated with the party performing the work for the specific phase of the project. Planned milestone dates can be revised to reflect new dates from approved baseline schedule changes. Actual dates will be updated when milestones are achieved, and forecast dates will be updated to reflect project delivery status.

Key Findings

Second quarter FY 2012-13 milestones achieved in the Capital Action Plan include:

Freeway Projects

- The contract for construction of the M2 State Route 91 (SR-91) westbound widening from State Route 57 (SR-57) to Interstate 5 (I-5) was advertised by the California Department of Transportation (Caltrans).

Grade Separation Projects

- Final design was completed on the Raymond Avenue railroad grade separation project, led by the City of Fullerton.
- The construction contract for the Tustin Avenue/Rose Drive railroad grade separation project was advertised.

Rail and Station Projects

- The contract for construction of the Laguna Niguel/Mission Viejo Metrolink Station surface parking expansion project was advertised.
- The contract for construction for the San Clemente beach trail railroad crossing safety enhancement project was advertised.

The following project milestones missed the planned delivery in the second quarter of FY 2012-13.

- The forecast complete environmental milestone for the carpool lane continuous access striping project on Interstate 405, from I-5 to State Route 55 (SR-55), was not met due to design scope changes required by Caltrans.
- The second quarter design milestone for the San Juan Capistrano railroad passing siding project was not met. The City of San Juan Capistrano has requested additional information regarding the project construction which will extend the preliminary engineering and review period.
- The forecast second quarter design completion of the SR-91 landscape replacement project, between SR-55 and State Route 241 (SR-241), was not met by Caltrans. Design is expected to be complete by the end of January 2013.
- The forecast design completion on the State College Boulevard railroad grade separation project was not met due to additional review time requested by agencies involved in the project; however, design completion is expected in February 2013.
- The forecast design completion on the Lakeview Avenue railroad grade separation project was not met due to additional design review comments received from cities that were incorporated into the design. The design was completed on January 14, 2013.
- The complete design milestone for the SR-57 northbound landscape replacement project, from Orangethorpe Avenue to Lambert Road, was not met. This is not anticipated to affect the start of landscape construction date.
- The construction contract award milestone for the Orangethorpe Avenue railroad grade separation project was not met; however, the contract was awarded on January 14, 2013.
- The construction contract award milestone for the Tustin Avenue/ Rose Drive railroad grade separation project was not met due to the apparent low bidder being found non-responsive. It is anticipated the contract award will be made on February 11, 2013.
-
- The construction contract award milestone for the M2 SR-91 westbound widening from SR-57 to I-5 was not met due to the apparent low bidder being found non-responsive by Caltrans. The contract was awarded to the second lowest bidder on January 9, 2013.
- The construction contract award milestone for the San Clemente beach trail railroad crossing safety enhancement project was not met. Construction bids exceeded available funding and were rejected.

Enhancements to the bid package are being implemented and the project will be re-bid. The new construction contract award target is May 2013.

- The complete construction milestone for the SR-91 widening project, between SR-55 and SR- 241 was not met; however, all new lanes and capacity have been opened to the public. Final completion is expected in February 2013.

The new milestone forecasts for these projects are included in the Capital Action Plan and progress reflected on the FY 2012-13 performance metrics.

Summary

Significant capital project delivery progress has been made and reflected in the Capital Action Plan. The Capital Action Plan and the FY 2012-13 performance metric chart have been updated to reflect accomplishments (Attachment B). Thirteen of the planned 25 milestones through the second quarter of FY 2012-13 were completed. Staff will continue to manage project costs and schedules across all project phases to meet project delivery commitments. The updated Capital Action Plan and related FY metrics will be posted on OCTA's website in February 2013.

Attachments

- A. Capital Action Plan, Status Through December 2012
- B. Capital Programs Division, Fiscal Year 2012-13 Performance Metrics

Prepared by:



Jim Beil, P.E
Executive Director, Capital Programs
(714) 560-5646



ORANGE COUNTY TRANSPORTATION AUTHORITY










**Capital Programs Division - Second Quarter Fiscal Year
2012-13 Capital Action Plan Performance Metrics**

Attachment A

Capital Action Plan

Status Through December 2012

Updated: January 17, 2012

Capital Projects	Cost	Schedule							
	Budget/Forecast	Plan/Forecast							
	(millions)	Begin Environmental	Complete Environmental	Begin Design	Complete Design	Construction Ready	Advertise Construction	Award Contract	Complete Construction
Freeway Projects:									
 I-5, Pico to Vista Hermosa	\$113.0	Jun-09	Dec-11	Jun-11	Oct-13	Feb-14	Oct-14	Jan-15	Feb-18
Project C	\$113.0	Jun-09	Oct-11	Jun-11	Oct-13	Feb-14	May-14	Aug-14	Aug-17
 I-5, Vista Hermosa to Pacific Coast Highway	\$75.6	Jun-09	Dec-11	Jun-11	Feb-13	Jun-13	Oct-13	Dec-13	Jan-16
Project C	\$75.6	Jun-09	Oct-11	Jun-11	Feb-13	Jun-13	Oct-13	Dec-13	Jan-16
 I-5, Pacific Coast Highway to San Juan Creek Road	\$70.7	Jun-09	Dec-11	Jun-11	Jan-13	May-13	Aug-13	Oct-13	Nov-15
Project C	\$66.4	Jun-09	Oct-11	Jun-11	Jan-13	May-13	Aug-13	Oct-13	Nov-15
 I-5, I-5/Ortega Interchange	\$90.9	Sep-05	Jun-09	Jan-09	Nov-11	Mar-12	Jun-12	Aug-12	Sep-15
Project D	\$81.3	Sep-05	Jun-09	Jan-09	Dec-11	Apr-12	Jun-12	Aug-12	Sep-15
 I-5, I-5/Ortega Interchange (Landscape)	N/A	N/A	N/A	N/A	N/A	N/A	N/A	N/A	N/A
Project D	N/A	N/A	N/A	Jul-14	Dec-14	Apr-15	May-15	Jul-15	Aug-16
I-5, Avenida Vaquero Soundwall	\$3.0	N/A	N/A	Feb-08	Jan-09	Mar-09	Aug-10	Nov-10	Oct-11
	\$2.2	N/A	N/A	Feb-08	Mar-09	Apr-09	Aug-10	Nov-10	Aug-11
I-5, El Camino Real Soundwall	\$5.3	N/A	N/A	Jan-08	Jan-09	Mar-09	Aug-10	Dec-10	Feb-12
	\$4.5	N/A	N/A	Jan-08	Jan-09	Apr-09	Aug-10	Dec-10	Apr-12
 I-5, SR-73 to El Toro Road	TBD	Sep-11	Jun-14	TBD	TBD	TBD	TBD	TBD	TBD
Project C & D	\$534.6	Oct-11	Jun-14	Jun-14	Aug-17	Feb-18	Mar-18	Jun-18	Jun-22
 I-5, I-5/El Toro Road Interchange	TBD	TBD	TBD	TBD	TBD	TBD	TBD	TBD	TBD
Project D	TBD	Jan-14	Dec-16	TBD	TBD	TBD	TBD	TBD	TBD
 I-5, I-405 to SR-55	TBD	TBD	TBD	TBD	TBD	TBD	TBD	TBD	TBD
Project B	TBD	Sep-13	May-16	TBD	TBD	TBD	TBD	TBD	TBD
 I-5, SR-55 to SR-57	TBD	Jul-11	Jun-13	TBD	TBD	TBD	TBD	TBD	TBD
Project A	\$46.4	Jun-11	Dec-13	Dec-13	Sep-15	Dec-15	Feb-16	Apr-16	May-18
I-5, SR-91 to Los Angeles (LA) County Line	\$335.8	N/A	Dec-99	Sep-99	Jun-04	Dec-04	Jan-05	Apr-05	Mar-11
	\$326.0	N/A	Dec-99	Sep-99	Jul-05	Aug-05	Sep-05	Apr-06	Jan-11
I-5, SR-91 to LA County Line (Landscape)	N/A	N/A	N/A	Jan-08	Jul-10	Sep-10	Nov-10	Feb-11	Apr-12
	N/A	N/A	N/A	Jan-08	Jul-10	Sep-10	Nov-10	Feb-11	Apr-12
I-5, Continuous High-Occupancy Vehicle (HOV) Lane Access	TBD	Jul-11	Mar-12	Feb-12	Jan-13	Apr-13	May-13	Aug-13	Dec-13
	\$7.7	Aug-11	Sep-13	Mar-12	Mar-14	Jun-14	Aug-14	Oct-14	Feb-15
SR- 22, Additional Soundwalls	\$4.0	N/A	N/A	Mar-08	Jan-09	Mar-09	Apr-09	Jun-09	Mar-11
	\$2.9	N/A	N/A	Mar-08	Jun-09	Nov-09	Dec-09	Apr-10	Mar-11
SR-55, Continuous HOV Lane Access	\$1.5	May-10	Aug-10	May-10	Oct-10	Dec-10	Dec-10	Feb-11	Jun-11
	\$0.9	May-10	Oct-10	May-10	Oct-10	Dec-10	Dec-10	Feb-11	May-11

Capital Action Plan

Status Through December 2012

Updated: January 17, 2012

Capital Projects	Cost Budget/Forecast	Schedule Plan/Forecast							
		(millions)	Begin Environmental	Complete Environmental	Begin Design	Complete Design	Construction Ready	Advertise Construction	Award Contract
	SR-55, I-405 to I-5 Project F	TBD \$274.6	Feb-11 May-11	Nov-13 Mar-14	TBD Mar-14	TBD Feb-17	TBD Aug-17	TBD Sep-17	TBD Dec-17
SR-55, I-5 to SR-91 (Draft) Project F	TBD TBD	TBD Jun-14	TBD Nov-16	TBD TBD	TBD TBD	TBD TBD	TBD TBD	TBD TBD	TBD TBD
SR-57 Northbound (NB), Orangewood to Katella (Draft) Project G	TBD TBD	TBD Aug-15	TBD Jul-17	TBD TBD	TBD TBD	TBD TBD	TBD TBD	TBD TBD	TBD TBD
SR-57 (NB), Katella to Lincoln Project G	\$78.7 \$37.8	Apr-08 Apr-08	Jul-09 Nov-09	Jul-08 Aug-08	Nov-10 Dec-10	Mar-11 Apr-11	May-11 Jul-11	Aug-11 Oct-11	Sep-14 Sep-14
SR-57 (NB), Katella to Lincoln (Landscape) Project G	N/A N/A	N/A N/A	N/A N/A	N/A May-09	N/A Jul-10	N/A Apr-14	N/A May-14	N/A Jul-14	N/A Aug-15
SR-57 (NB), Orangethorpe to Yorba Linda Project G	\$80.2 \$57.6	Aug-05 Aug-05	Dec-07 Dec-07	Feb-08 Feb-08	Dec-09 Jul-09	Apr-10 Dec-09	Jun-10 May-10	Oct-10 Oct-10	Mar-14 Mar-14
SR-57 (NB), Yorba Linda to Lambert Project G	\$79.3 \$56.5	Aug-05 Aug-05	Dec-07 Dec-07	Feb-08 Feb-08	Dec-09 Jul-09	Apr-10 Mar-10	Jun-10 May-10	Oct-10 Oct-10	Jul-14 Dec-13
SR-57 (NB), Orangethorpe to Lambert (Landscape) Project G	N/A N/A	N/A N/A	N/A N/A	N/A Sep-09	N/A Jun-13	N/A Mar-14	N/A May-14	N/A Jul-14	N/A Jul-15
SR-57 (NB), Lambert to Tonner Canyon (Draft) Project G	TBD TBD	TBD May-16	TBD Apr-19	TBD TBD	TBD TBD	TBD TBD	TBD TBD	TBD TBD	TBD TBD
SR-91 Westbound (WB), I-5 to SR-57 Project H	\$78.1 \$69.1	Jul-07 Jul-07	Apr-10 Jun-10	Oct-09 Mar-10	Feb-12 Apr-12	Jul-12 Aug-12	Aug-12 Oct-12	Nov-12 Jan-13	Nov-15 Jan-16
SR-91, SR-57 to SR-55 Project I	TBD TBD	TBD Nov-13	TBD Jul-16	TBD TBD	TBD TBD	TBD TBD	TBD TBD	TBD TBD	TBD TBD
SR-91 (WB), Tustin Interchange to SR-55 Project I	\$49.9 \$49.9	Jul-08 Jul-08	Jul-11 May-11	Jul-11 Jun-11	Mar-13 Feb-13	Jul-13 May-13	Aug-13 Jul-13	Oct-13 Oct-13	May-15 Apr-15
SR-91, SR-55 to SR-241 Project J	\$128.4 \$82.3	Jul-07 Jul-07	Jul-09 Apr-09	Jun-09 Apr-09	Jan-11 Aug-10	Apr-11 Dec-10	Jun-11 Feb-11	Sep-11 May-11	Dec-12 Feb-13
SR-91, SR-55 to SR-241 (Landscape) Project J	N/A N/A	N/A N/A	N/A N/A	N/A May-12	N/A Jan-13	N/A May-13	N/A Jul-13	N/A Sep-13	N/A Sep-14
SR-91 Eastbound, SR-241 to SR-71 Project J	\$104.5 \$57.8	Mar-05 Mar-05	Dec-07 Dec-07	Jul-07 Jul-07	Dec-08 Dec-08	Mar-09 May-09	May-09 Jun-09	Jul-09 Aug-09	Nov-10 Jan-11
I-405, Continuous HOV Lane Access	TBD \$4.2	Jul-11 Aug-11	Apr-12 May-13	Mar-12 Mar-12	Jan-13 Aug-13	Apr-13 Nov-13	May-13 Jan-14	Aug-13 Mar-14	Nov-13 Jul-14

Capital Action Plan

Status Through December 2012

Updated: January 17, 2012

Capital Projects	Cost Budget/Forecast	Schedule Plan/Forecast							
		Begin Environmental	Complete Environmental	Begin Design	Complete Design	Construction Ready	Advertise Construction	Award Contract	Complete Construction
	(millions)								
I-405, I-5 to SR-55 (Draft)	TBD	TBD	TBD	TBD	TBD	TBD	TBD	TBD	TBD
Project L	TBD	Sep-14	Apr-17	TBD	TBD	TBD	TBD	TBD	TBD
I-405 Southbound, SR-133 to Irvine Center Drive	TBD	TBD	TBD	TBD	TBD	TBD	TBD	TBD	TBD
Auxiliary Lane	\$5.5	Jul-14	Jun-15	Jul-15	Jun-16	Sep-16	Dec-16	Feb-17	Aug-18
I-405 Southbound, University to Sand Canyon	TBD	TBD	TBD	TBD	TBD	TBD	TBD	TBD	TBD
Auxiliary Lane	\$7.5	Jun-14	Jun-15	Jul-15	Jun-16	Sep-16	Dec-16	Feb-17	Aug-18
I-405, SR-55 to I-605 (Design-Build)	TBD	Mar-09	Mar-13	TBD	TBD	TBD	TBD	TBD	TBD
Project K	\$1,298.9	Mar-09	Nov-13	Jun-13	Aug-14	Oct-14	Oct-14	Jun-15	Aug-19
I-405/SR-22 HOV Connector	\$195.9	N/A	N/A	Sep-07	Sep-09	Mar-10	May-10	Aug-10	Aug-14
	\$121.2	N/A	N/A	Sep-07	Jun-09	Sep-09	Feb-10	Jun-10	Aug-14
I-405/I-605 HOV Connector	\$260.4	N/A	N/A	Sep-07	Sep-09	Mar-10	May-10	Oct-10	Jan-15
	\$169.8	N/A	N/A	Sep-07	Sep-09	Feb-10	May-10	Oct-10	Jan-15
I-405/SR-22/I-605 HOV Connector (Landscape)	N/A	N/A	N/A	N/A	N/A	N/A	N/A	N/A	N/A
	N/A	N/A	N/A	Jun-08	May-09	Apr-14	May-14	Jul-14	Jul-15
I-605, I-605/Katella Interchange (Draft)	TBD	TBD	TBD	TBD	TBD	TBD	TBD	TBD	TBD
Project M	TBD	Feb-16	Jan-18	TBD	TBD	TBD	TBD	TBD	TBD
Grade Separation Projects:									
Sand Canyon Grade Separation	\$55.6	N/A	Sep-03	Jan-04	Jul-10	Jul-10	Oct-10	Feb-11	May-14
Project R	\$55.2	N/A	Sep-03	Jan-04	Jul-10	Jul-10	Oct-10	Feb-11	Aug-14
Raymond Grade Separation	\$77.2	Feb-09	Nov-09	Mar-10	Aug-12	Nov-12	Feb-13	May-13	Mar-16
Project O	\$78.2	Feb-09	Nov-09	Mar-10	Dec-12	Apr-13	Aug-13	Oct-13	Aug-16
State College Grade Separation	\$73.6	Dec-08	Jan-11	Jul-06	Aug-12	Nov-12	Feb-13	May-13	Mar-16
Project O	\$74.6	Dec-08	Apr-11	Jul-06	Feb-13	Apr-13	Jun-13	Sep-13	Jul-16
Placentia Grade Separation	\$78.2	Jan-01	May-01	Jan-09	Mar-10	May-10	Mar-11	Jun-11	Nov-14
Project O	\$67.3	Jan-01	May-01	Jan-09	Jun-10	Jan-11	Mar-11	Jul-11	Nov-14
Kraemer Grade Separation	\$70.4	Jan-01	Sep-09	Jan-09	Jul-10	Jul-10	Apr-11	Aug-11	Oct-14
Project O	\$67.8	Jan-01	Sep-09	Feb-09	Jul-10	Jan-11	Jun-11	Sep-11	Oct-14
Orangethorpe Grade Separation	\$117.4	Jan-01	Sep-09	Feb-09	Dec-11	Dec-11	Feb-12	May-12	Mar-16
Project O	\$104.7	Jan-01	Sep-09	Feb-09	Oct-11	Apr-12	Sep-12	Jan-13	Jul-16
Tustin/Rose Grade Separation	\$103.0	Jan-01	Sep-09	Feb-09	Dec-11	Mar-12	May-12	Aug-12	Mar-16
Project O	\$91.3	Jan-01	Sep-09	Feb-09	Jul-11	Jun-12	Oct-12	Feb-13	Mar-16
Lakeview Grade Separation	\$70.2	Jan-01	Sep-09	Feb-09	Oct-11	Oct-12	Feb-13	May-13	Sep-15
Project O	\$95.5	Jan-01	Sep-09	Feb-09	Jan-13	Jan-13	Apr-13	Aug-13	Jan-16

Capital Action Plan

Status Through December 2012

Updated: January 17, 2012

Capital Projects	Cost Budget/Forecast (millions)	Schedule Plan/Forecast							
		Begin Environmental	Complete Environmental	Begin Design	Complete Design	Construction Ready	Advertise Construction	Award Contract	Complete Construction
		Rail and Station Projects:							
Rail/Highway Grade Crossing Safety Enhancement Project R	\$94.4 \$94.4	Jan-08 Jan-08	Oct-08 Oct-08	Jan-08 Jan-08	Sep-08 Sep-08	Sep-08 Sep-08	Sep-08 Sep-08	Aug-09 Aug-09	Dec-11 Dec-11
San Clemente Beach Trail Safety Enhancements Project R	\$6.0 \$6.0	Sep-10 Sep-10	Jul-11 Jul-11	Feb-12 Feb-12	Apr-12 Jun-12	Apr-12 Jun-12	Jul-12 Oct-12	Oct-12 May-13	Jun-13 Dec-13
Metrolink Service Expansion Program	\$134.0 \$134.0	May-07 May-07	Apr-08 Apr-08	Jul-07 Jul-07	Mar-09 Mar-09	Mar-09 Mar-09	Sep-08 Sep-08	Mar-09 Mar-09	Jun-12 Sep-12
San Juan Capistrano Passing Siding	TBD \$26.9	Aug-11 Aug-11	Jan-13 Jun-13	TBD Dec-13	TBD Sep-14	TBD Sep-14	TBD Oct-14	TBD Jan-15	TBD Feb-17
Anaheim Rapid Connection Project S	TBD TBD	Jan-09 Jan-09	Oct-14 Nov-14	TBD Jun-13	TBD May-14	TBD May-15	TBD Apr-14	TBD May-15	TBD Aug-18
Santa Ana/Garden Grove Fixed-Guideway Project S	TBD \$252.0	Aug-09 Aug-09	Mar-12 Jun-13	TBD Jan-14	TBD Jan-16	TBD Apr-16	TBD May-16	TBD Jul-16	TBD Aug-18
Placentia Metrolink Station and Parking Structure	TBD TBD	Jan-03 Jan-03	May-07 May-07	Oct-08 Oct-08	Jan-11 Feb-11	Aug-12 Oct-13	Aug-12 Nov-13	Nov-12 Jan-14	Jan-15 Mar-16
Orange Station Parking Expansion	TBD TBD	Dec-09 Dec-09	Dec-12 Dec-13	Nov-10 Nov-10	Apr-13 May-14	TBD May-14	TBD May-14	TBD Jul-14	TBD Nov-15
Tustin Station Parking Expansion	\$17.6 \$15.4	Apr-07 Apr-07	Nov-07 Nov-07	Apr-09 Apr-09	Mar-10 May-10	Mar-10 May-10	Apr-10 Jun-10	Aug-10 Aug-10	Sep-11 Sep-11
Fullerton Station Parking Expansion	\$42.0 \$31.4	Jul-06 Jul-06	Mar-07 Mar-07	Sep-07 Sep-07	Aug-09 Aug-09	Aug-09 Aug-09	May-10 May-10	Aug-10 Aug-10	Apr-12 Jun-12
Laguna Niguel/Mission Viejo Station Parking Lot	\$4.3 \$4.3	Sep-07 Jul-07	Dec-07 Dec-07	Apr-12 Apr-12	Aug-12 Aug-12	Aug-12 Aug-12	Oct-12 Nov-12	Jan-13 Jan-13	May-13 Jun-13
Anaheim Regional Transportation Intermodal Center Project R & T	\$227.4 \$227.4	Apr-09 Apr-09	Feb-11 Feb-12	Jun-09 Jun-09	Feb-12 May-12	Feb-12 May-12	May-12 May-12	Jul-12 Sep-12	Nov-14 Nov-14
LOSSAN Fiber Optic Communications	\$24.6 \$24.6	N/A N/A	N/A N/A	Oct-07 Oct-07	Mar-10 Sep-10	Mar-10 Sep-10	Apr-10 Oct-10	Dec-10 Dec-10	Aug-12 Sep-12
Tustin Station Video Surveillance System (VSS) (Design-Furnish-Install)	\$0.8 \$0.5	N/A N/A	N/A N/A	Mar-11 Apr-11	Jun-11 Jun-11	Jun-11 Jun-11	N/A N/A	N/A N/A	Oct-11 Dec-11
Santa Ana Station VSS (Design-Furnish-Install)	\$0.8 \$0.7	N/A N/A	N/A N/A	Jan-11 Jan-11	Feb-11 Feb-11	Feb-11 Apr-11	N/A N/A	N/A N/A	Sep-11 Nov-11

Capital Action Plan

Status Through December 2012

Updated: January 17, 2012

Capital Projects	Cost	Schedule							
	Budget/Forecast	Plan/Forecast							
	(millions)	Begin Environmental	Complete Environmental	Begin Design	Complete Design	Construction Ready	Advertise Construction	Award Contract	Complete Construction
Fullerton Station VSS	\$0.8	N/A	N/A	Apr-11	Aug-11	Aug-11	N/A	N/A	Jun-12
(Design-Furnish-Install)	\$0.8	N/A	N/A	Jun-11	Aug-11	Aug-11	N/A	N/A	Jun-12

Note: Costs associated with landscape projects are included in respective freeway projects.

Grey = Milestone achieved

Green = Forecast milestone meets or exceeds plan

Yellow = Forecast milestone is one to three months later than plan

Red = Forecast milestone is over three months later than plan

Begin Environmental: The date work on the environmental clearance, project report, or preliminary engineering phase begins.

Complete Environmental: The date environmental clearance and project approval is achieved.

Begin Design: The date final design work begins, or the date when a design-build contract begins.

Complete Design: The date final design work is 100 percent complete and approved.

Construction Ready: The date contract bid documents are ready for advertisement, including certification of right-of-way, all agreements executed, contract constraints are cleared.

Advertise for Construction: The date a construction contract is both funded and advertised for bids.

Award Contract: The date the construction contract is awarded.

Construction Complete: The date all construction work is completed and the project is open to public use.

Acronyms

I-5 - Santa Ana Freeway (Interstate 5)

SR-73 - San Joaquin Freeway (State Route 73)

SR-55 - Costa Mesa Freeway (State Route 55)

SR-57 - Orange Freeway (State Route 57)

SR-91 - Riverside Freeway (State Route 91)

SR-133 - Laguna Freeway (State Route 133)

SR-22 - Garden Grove Freeway (State Route 22)

I-405 - San Diego Freeway (Interstate 405)

SR-241 - Foothill/Eastern Transportation Corridor (State Route 241)

I-605 - San Gabriel River Freeway (Interstate 605)

LOSSAN - Los Angeles - San Diego - San Luis Obispo



ORANGE COUNTY TRANSPORTATION AUTHORITY

**Capital Programs Division - Second Quarter Fiscal Year
2012-13 Capital Action Plan Performance Metrics**

Attachment B

Capital Programs Division
Fiscal Year 2012-13 Performance Metrics
 December 31, 2012

Begin Environmental

Project Description	FY 13 Qtr 1		FY 13 Qtr 2		FY 13 Qtr 3		FY 13 Qtr 4		FY 13 Fcst
	Fcst	Actual	Fcst	Actual	Fcst	Actual	Fcst	Actual	
None currently planned in FY 2012-13									
Total Forecast/Actual	0	0	0	0	0		0		0

Complete Environmental

Project Description	FY 13 Qtr 1		FY 13 Qtr 2		FY 13 Qtr 3		FY 13 Qtr 4		FY 13 Fcst
	Fcst	Actual	Fcst	Actual	Fcst	Actual	Fcst	Actual	
I-405, Continuous HOV Lane Access			X						
San Juan Capistrano Passing Siding					X				
Santa Ana/Garden Grove Fixed-Guideway					X				
Orange Metrolink Station Parking Expansion							X		
Total Forecast/Actual	0	0	1	0	2		1		4

Begin Design

Project Description	FY 13 Qtr 1		FY 13 Qtr 2		FY 13 Qtr 3		FY 13 Qtr 4		FY 13 Fcst
	Fcst	Actual	Fcst	Actual	Fcst	Actual	Fcst	Actual	
San Juan Capistrano Passing Siding			X						
I-405, SR-55 to I-605 (Design-Build)							X		
Total Forecast/Actual	0	0	1	0	0		1		2

Complete Design

Project Description	FY 13 Qtr 1		FY 13 Qtr 2		FY 13 Qtr 3		FY 13 Qtr 4		FY 13 Fcst
	Fcst	Actual	Fcst	Actual	Fcst	Actual	Fcst	Actual	
Laguna Niguel/Mission Viejo Metrolink Station Parking Lot	X	✓							
Raymond Grade Separation	X			✓					
SR-91, SR-55 to SR-241 Landscape			X						
State College Grade Separation			X						
Lakeview Grade Separation			X						
SR-57 (NB), Orangethorpe to Lambert Landscape			X						
I-5, Vista Hermosa to Pacific Coast Highway					X				
I-5, Pacific Coast Highway to San Juan Creek Road					X				
I-405, Continuous HOV Lane Access					X				
SR-91 (WB), Tustin Interchange to SR-55							X		
Total Forecast/Actual	2	1	4	1	3		1		10

Construction Ready

Project Description	FY 13 Qtr 1		FY 13 Qtr 2		FY 13 Qtr 3		FY 13 Qtr 4		FY 13 Fcst
	Fcst	Actual	Fcst	Actual	Fcst	Actual	Fcst	Actual	
Laguna Niguel/Mission Viejo Metrolink Station Parking Lot	X	✓							
SR-91 (WB), I-5 to SR-57	X	✓							
Lakeview Grade Separation			X						
Raymond Grade Separation					X				
State College Grade Separation					X				
I-5, Vista Hermosa to Pacific Coast Highway							X		
I-5, Pacific Coast Highway to San Juan Creek Road							X		
SR-91, SR-55 to SR-241 Landscape							X		
I-405, Continuous HOV Lane Access							X		
Placentia Metrolink Station and Parking Structure							X		
Total Forecast/Actual	2	2	1	0	2		5		10

Capital Programs Division
Fiscal Year 2012-13 Performance Metrics
 December 31, 2012

Advertise Construction

Project Description	FY 13 Qtr 1		FY 13 Qtr 2		FY 13 Qtr 3		FY 13 Qtr 4		FY 13 Fcst
	Fcst	Actual	Fcst	Actual	Fcst	Actual	Fcst	Actual	
Orangethorpe Grade Separation	X	✔							
Tustin/Rose Grade Separation	X			✔					
SR-91 (WB), I-5 to SR-57	X			✔					
Laguna Niguel/Mission Viejo Metrolink Station Parking Lot			X	✔					
San Clemente Beach Trail Safety Enhancements			X	✔					
Lakeview Grade Separation					X				
Raymond Grade Separation							X		
State College Grade Separation							X		
SR-91, SR-55 to SR-241 Landscape							X		
I-405, Continuous HOV Lane Access							X		
Placentia Metrolink Station and Parking Structure							X		
Total Forecast/Actual	3	1	2	4	1		5		11

Award Contract

Project Description	FY 13 Qtr 1		FY 13 Qtr 2		FY 13 Qtr 3		FY 13 Qtr 4		FY 13 Fcst
	Fcst	Actual	Fcst	Actual	Fcst	Actual	Fcst	Actual	
Anaheim Regional Transportation Intermodal Center	X	✔							
I-5 Ortega Highway Interchange	X	✔							
SR-91 (WB), I-5 to SR-57			X						
Orangethorpe Grade Separation			X						
Tustin/Rose Grade Separation			X						
San Clemente Beach Trail Safety Enhancements			X						
Laguna Niguel/Mission Viejo Metrolink Station Parking Lot					X				
Lakeview Grade Separation							X		
Total Forecast/Actual	2	2	4	0	1		1		8

Complete Construction

Project Description	FY 13 Qtr 1		FY 13 Qtr 2		FY 13 Qtr 3		FY 13 Qtr 4		FY 13 Fcst
	Fcst	Actual	Fcst	Actual	Fcst	Actual	Fcst	Actual	
Metrolink Service Expansion Program	X	✔							
SR-91, SR-55 to SR-241			X						
LOSSAN Fiber Optic Communications		✔	X						
Laguna Niguel/Mission Viejo Metrolink Station Parking Lot							X		
Total Forecast/Actual	1	2	2	0	0		1		4

Begin Environmental: The date work on the environmental clearance, project report, or preliminary engineering phase begins.

Complete Environmental: The date environmental clearance and project approval is achieved.

Begin Design: The date final design work begins, or the date when a design-build contract begins.

Complete Design: The date final design work is 100 percent complete and approved.

Construction Ready: The date contract bid documents are ready for advertisement, right-of-way certified, all agreements executed, and contract constraints are cleared.

Advertise for Construction: The date a construction contract is both funded and advertised for bids.

Award Contract: The date the construction contract is awarded.

Construction Complete: The date all construction work is completed and the project is open to public use.

Acronyms

I-5 - Santa Ana Freeway (Interstate 5)

SR-73 - San Joaquin Freeway (State Route 73)

SR-55 - Costa Mesa Freeway (State Route 55)

SR-57 - Orange Freeway (State Route 57)

SR-91 - Riverside Freeway (State Route 91)

SR-22 - Garden Grove Freeway (State Route 22)

I-405 - San Diego Freeway (Interstate 405)

SR-241 - Foothill/Eastern Transportation Corridor (State Route 241)

I-605 - San Gabriel River Freeway (Interstate 605)

LOSSAN - Los Angeles - San Diego - San Luis Obispo

X = milestone forecast in quarter

✔ = milestone accomplished in quarter