

The 14th Annual Report on the

Conditions of Children



in Orange County

2008

The 14th Annual Report on the Conditions of Children in Orange County

**Sponsored by the
Children's Services
Coordination Committee
Supervisor Janet Nguyen, Chair**

Supported by

Orange County Social Services Agency

Children and Families Commission of Orange County

Produced by

Orangewood Children's Foundation

California State University, Fullerton, Center for Community Collaboration

14th Annual Report on the Conditions of Children

➤ Executive Summary:

- Good News / Challenges
- Summary of Indicators

➤ Special Section:

- Substance Exposed Babies

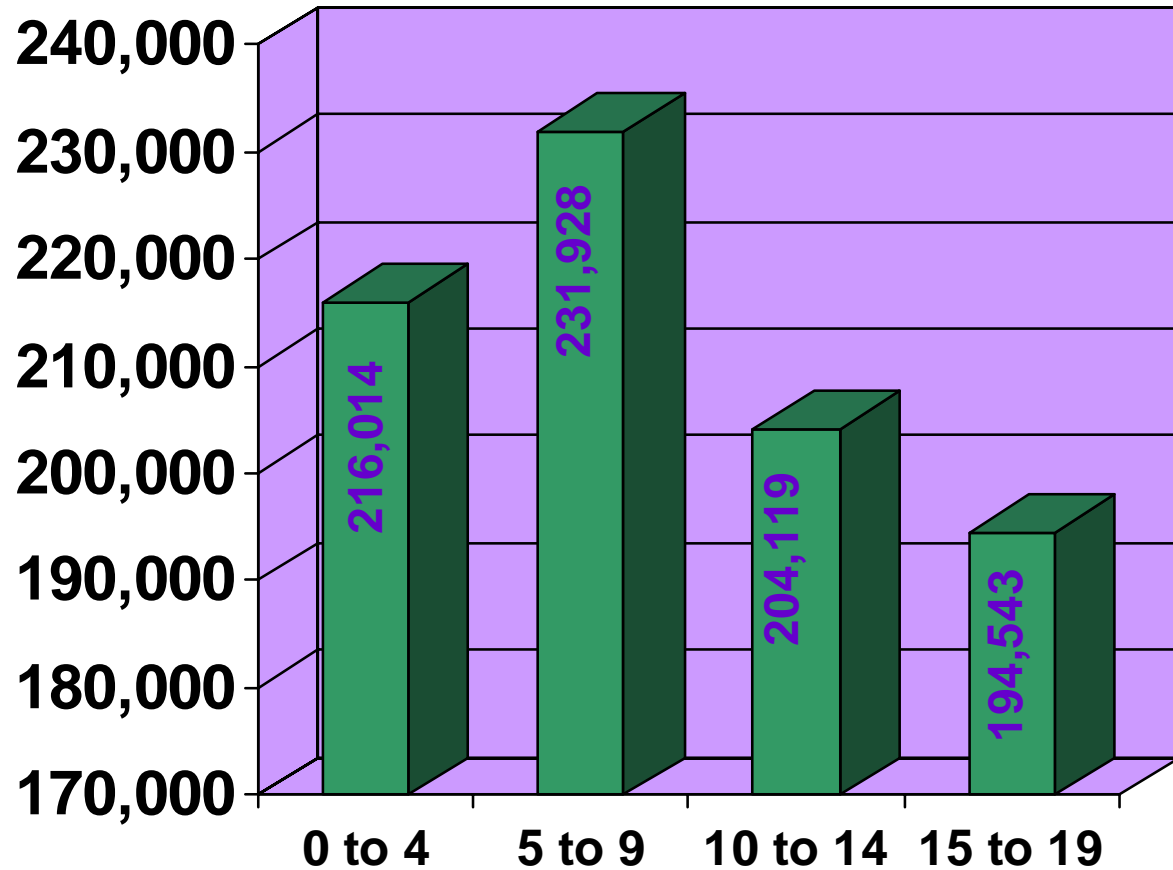
➤ Discussion Topics & 40 Indicators related to:

- Good Health: **Social-Emotional Well Being of Overweight Children**
- Economic Well-Being: **Family Economic Success**
- Educational Achievement: **Parental Involvement**
- Safe Homes and Communities: **Safe Home Environment**



Children's Demographics

Total Population: 846,604

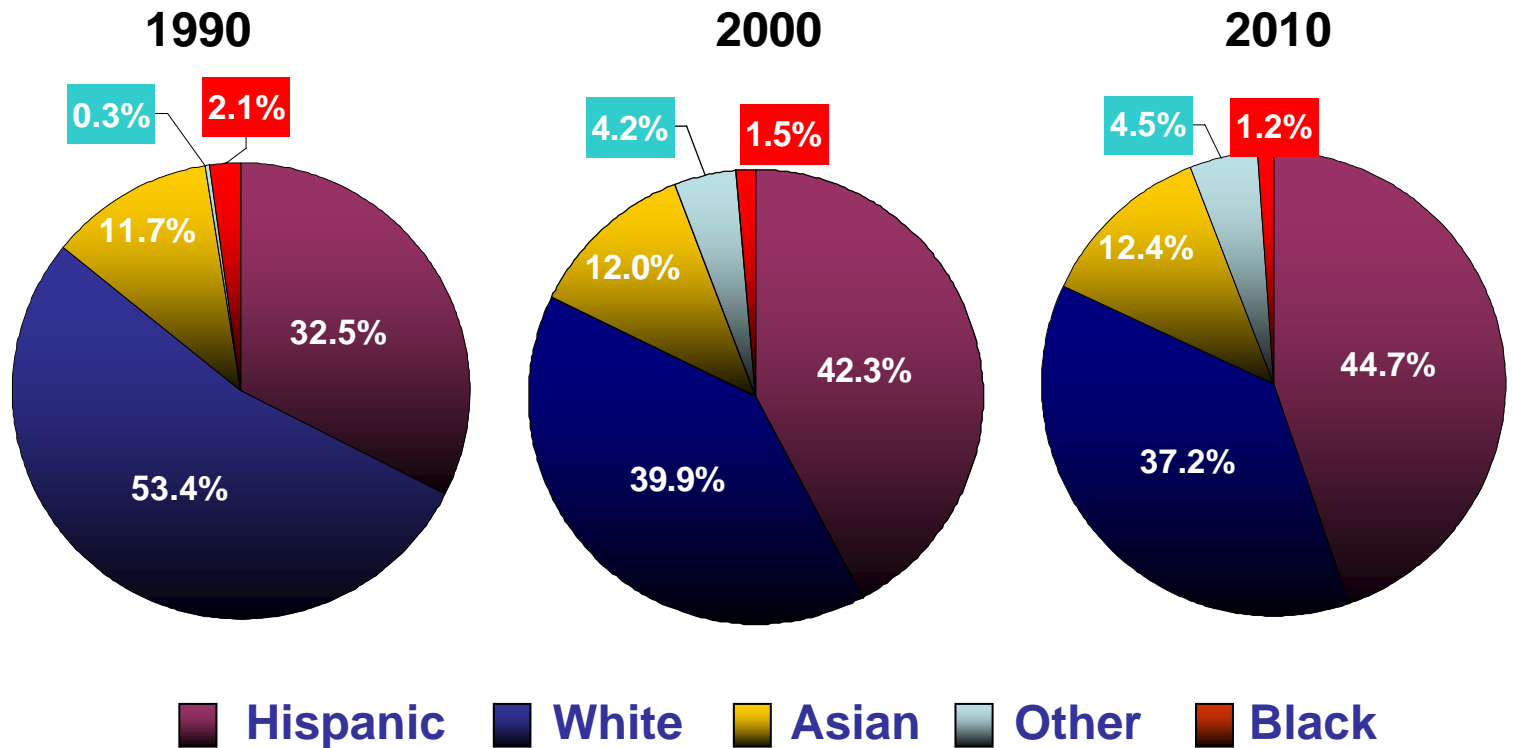


AGE DISTRIBUTION



Orange County's Children

Population 0-17 Years by Race/Ethnicity,
1990, 2000 & 2010 (projected) by race/ethnicity



Substance Exposed Babies

Maternal use of Alcohol, Tobacco, and/or Other Drug (ATOD) during pregnancy increases risk of:

- **Developmental, physical, behavioral, and social disabilities.**

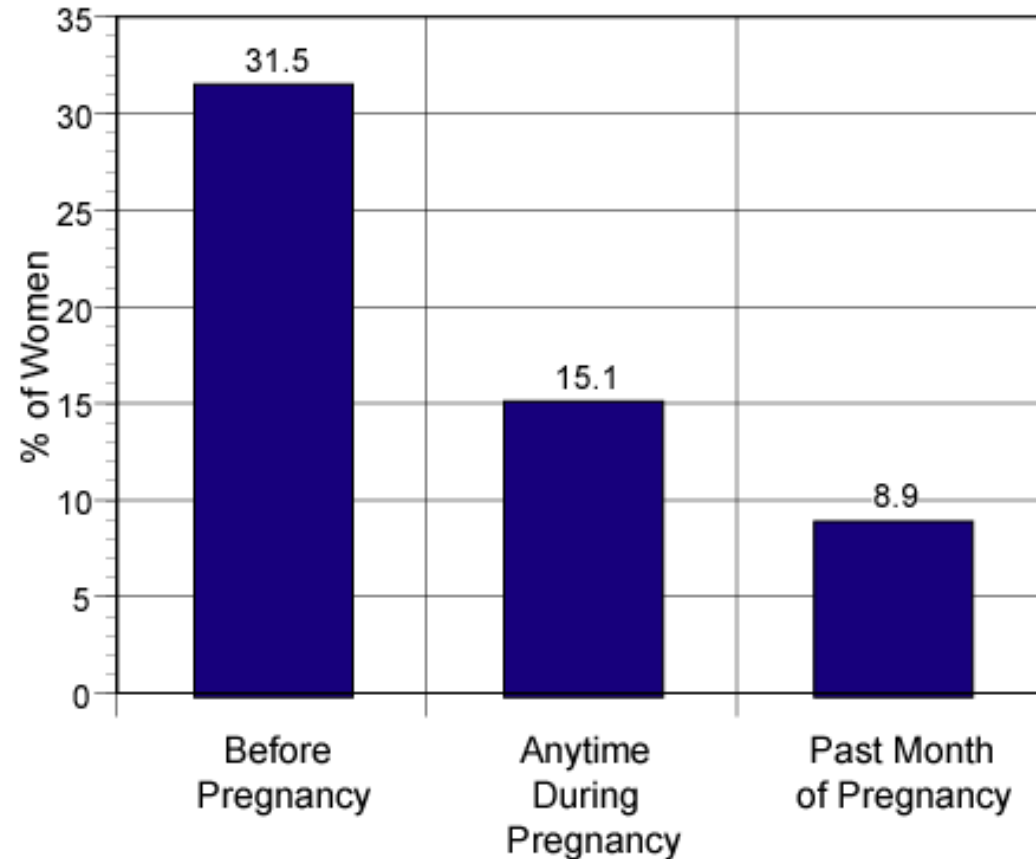
Prevalence of ATOD Use During Pregnancy in Orange County:

- **Two-phased assessment completed April and May 2007**
- **Urinalysis of women giving birth**
- **Self-report surveys**
- **Nearly 2,600 pregnant women participated**



Substance Exposed Babies Prevalence Rates in Orange County

Self-Reported Prevalence of Alcohol, Tobacco, and Other Drug Use (ATOD)



All Substances

The countywide prevalence rate of women who reportedly used:

31.5% used at least one substance **the month before pregnancy.**

15.1% used at least one substance at any time **during pregnancy.**

8.9% indicated that they used a substance in their **most recent month of pregnancy.**

Substance Exposed Babies

Conclusions

- Most common illicit drugs detected in urinalysis: **Opiates, amphetamines, and marijuana.**
- Most likely to use ATOD: **Non-Hispanic white women and women with higher education.**
- Regions that showed higher rates of ATOD: **West and South.**
- **Substance users were more likely to have:**
 - Family member with a substance use problem.
 - Initiated prenatal care later or received no prenatal care.
 - Been exposed to second-hand smoke during pregnancy.
 - Babies born with shorter gestational age and lower birth weight.



Good Health

THE GOOD NEWS

- There has been an increase in families' ability to **Access Health Care** (pg 38).
- 91% of mothers received **Early Prenatal Care**.
- Increase in Children and Youth Services (CYS), **Mental Health Services** (pg. 62).

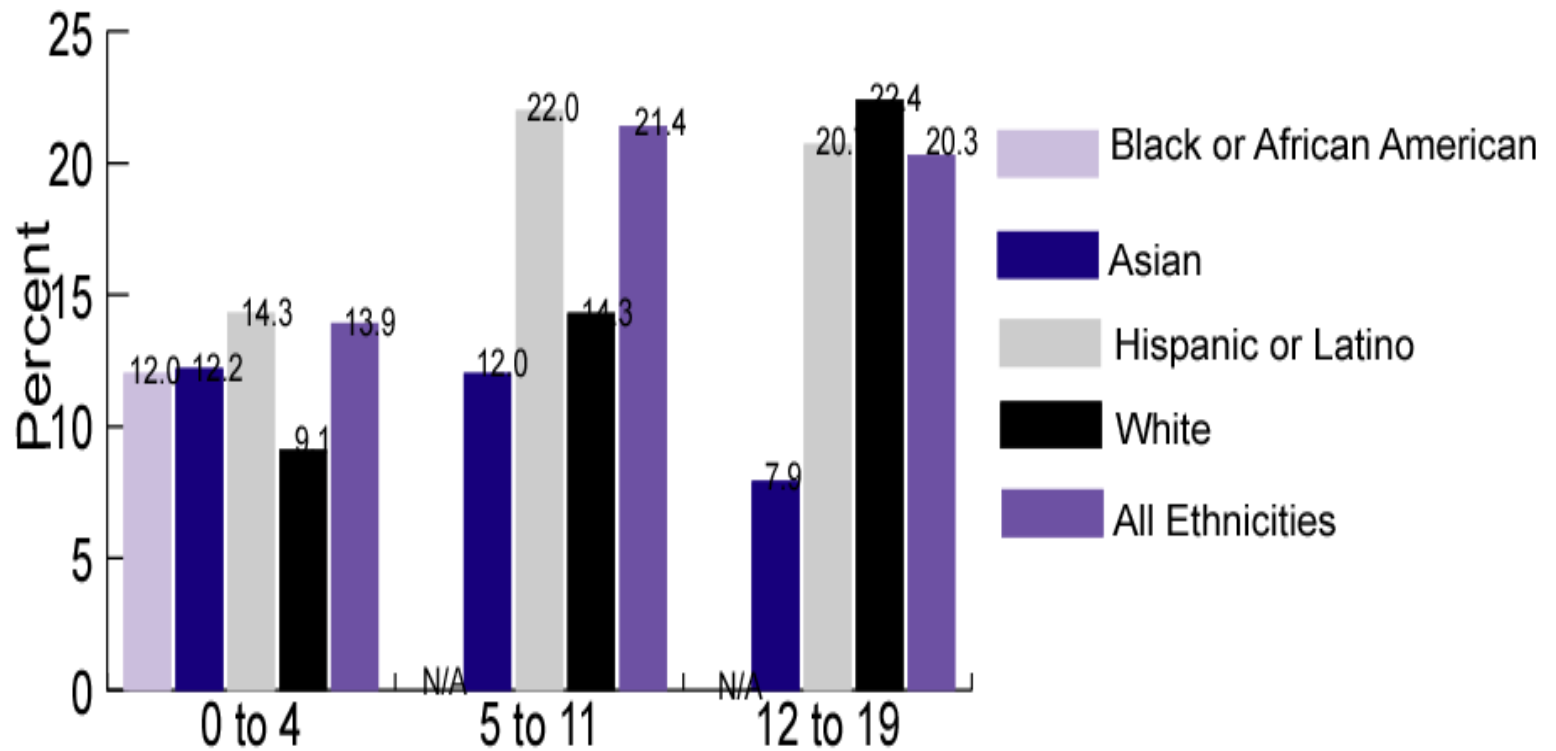
NEEDS IMPROVEMENT

- Children's inability to meet the minimum fitness standards in all six areas of the **Physical Fitness Test** (pg. 54).
- Percentage of **Overweight Children** (pg. 56).
- Currently, about one out of five children lack **Adequate Immunizations** by age two (pg. 50).



Overweight

Overweight among Orange County Children by Race/Ethnicity and by Age, 2006



Needs
Improvement

Economic Well-Being

THE GOOD NEWS

- Decrease in the number of **Child Support Cases** (pg. 78).
- Decrease in the number of children receiving financial assistance through **CalWORKs** (pg. 72).

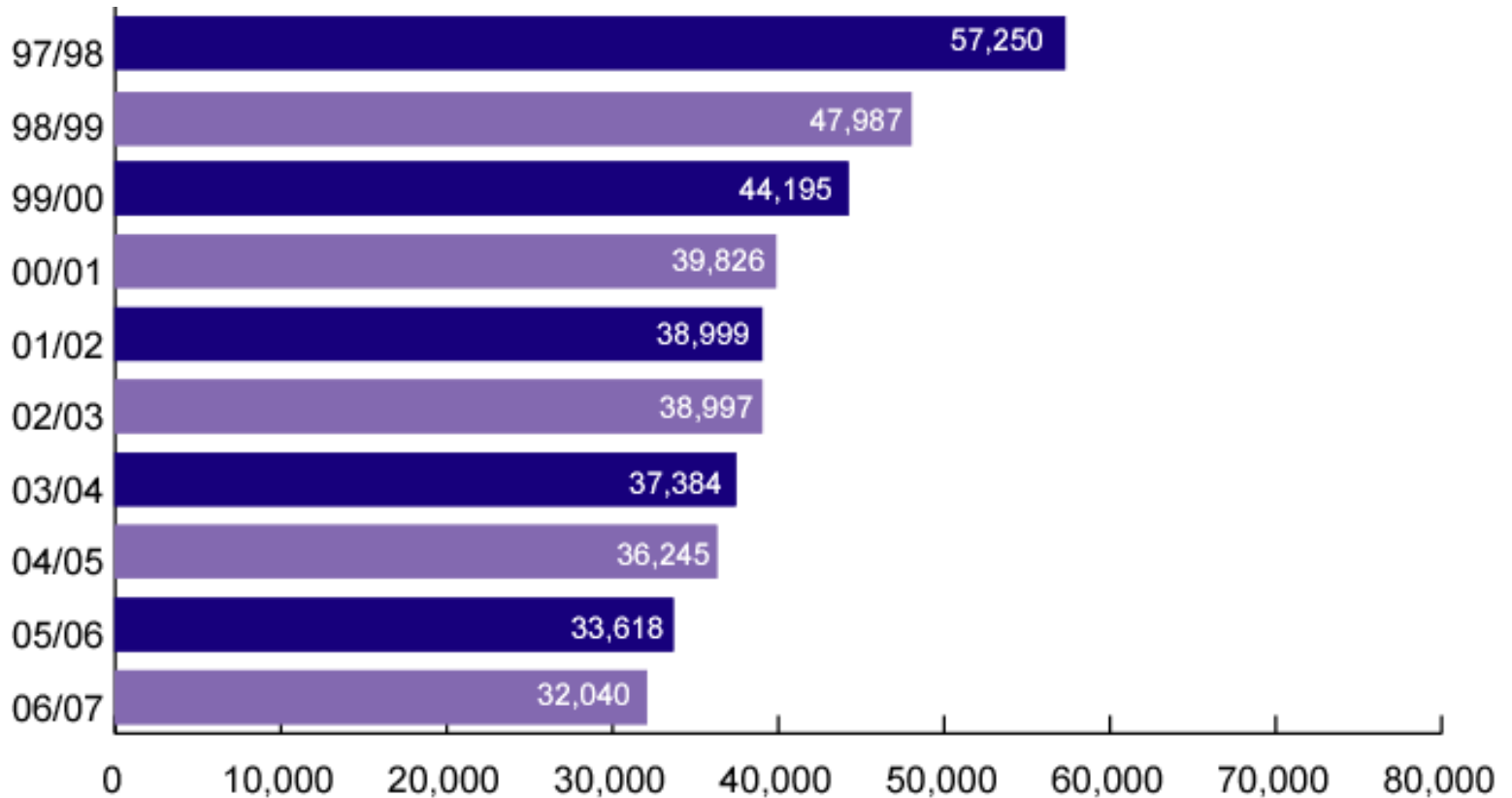
NEEDS IMPROVEMENT

- Increase in the total number of students receiving **Free and Reduced Lunch (FRL)** (pg. 74).
- Proportion of students receiving **FRL** as a percent of the total enrollment increased (pg.74).
- Increase in the number of participants served by **Supplemental Nutrition Program for Women, Infants and Children** (pg. 76).
- Average **Cost of Early Care and Education** in child care centers increased 58% (pg. 82).



CalWORKs

Children Receiving Financial Assistance Through CalWORKs, 1997/98 to 2006/07



Educational Achievement

THE GOOD NEWS

- The **Academic Performance Index (API)** scores increased (pg. 90).
- In 2007, approximately 51% of Orange County schools made the **API** statewide target of 800 (pg. 90).

NEEDS IMPROVEMENT

- The **Total Public School Enrollment** declined from the high of 515,464 in 2003/04 (pg. 88).
- Increase in number of **English Learners** students (pg. 94).
- The **Average per Pupil Expenditure** for grades K-12 (pg. 96):
 - Orange County: \$8,008
 - California: \$9,156
 - United States: \$10,212



Academic Performance Index

Districts with Highest Percentage of API Improvement, 1999 to 2007

School District	1999	2007	% Change
Santa Ana Unified	449	668	48.8%
Fullerton Elementary	581	798	37.3%
Newport Mesa	603	793	31.5%
Anaheim City	529	694	31.2%
La Habra City	555	724	30.5%
Buena Park Elementary	589	758	28.7%
Magnolia Elementary	579	741	28.0%
Tustin Unified	684	815	25.8%
Huntington Beach City	683	858	25.6%
Garden Grove Unified	614	767	24.9%
Los Alamitos Unified	712	871	22.3%
Westminster	634	769	21.3%
Anaheim Union High	602	715	18.8%



Safe Homes and Communities

THE GOOD NEWS

- Monthly average number of **Dependent Children** decreased by 25% from 1997/98 to 2006/07 (pg. 116).
- Children in **Out-of-Home Care** decreased 26% (pg. 116).
- Children placed with a **Relative** increased 25% (pg. 118).
- Children placed in **Group Homes** decreased 65% (pg.118).

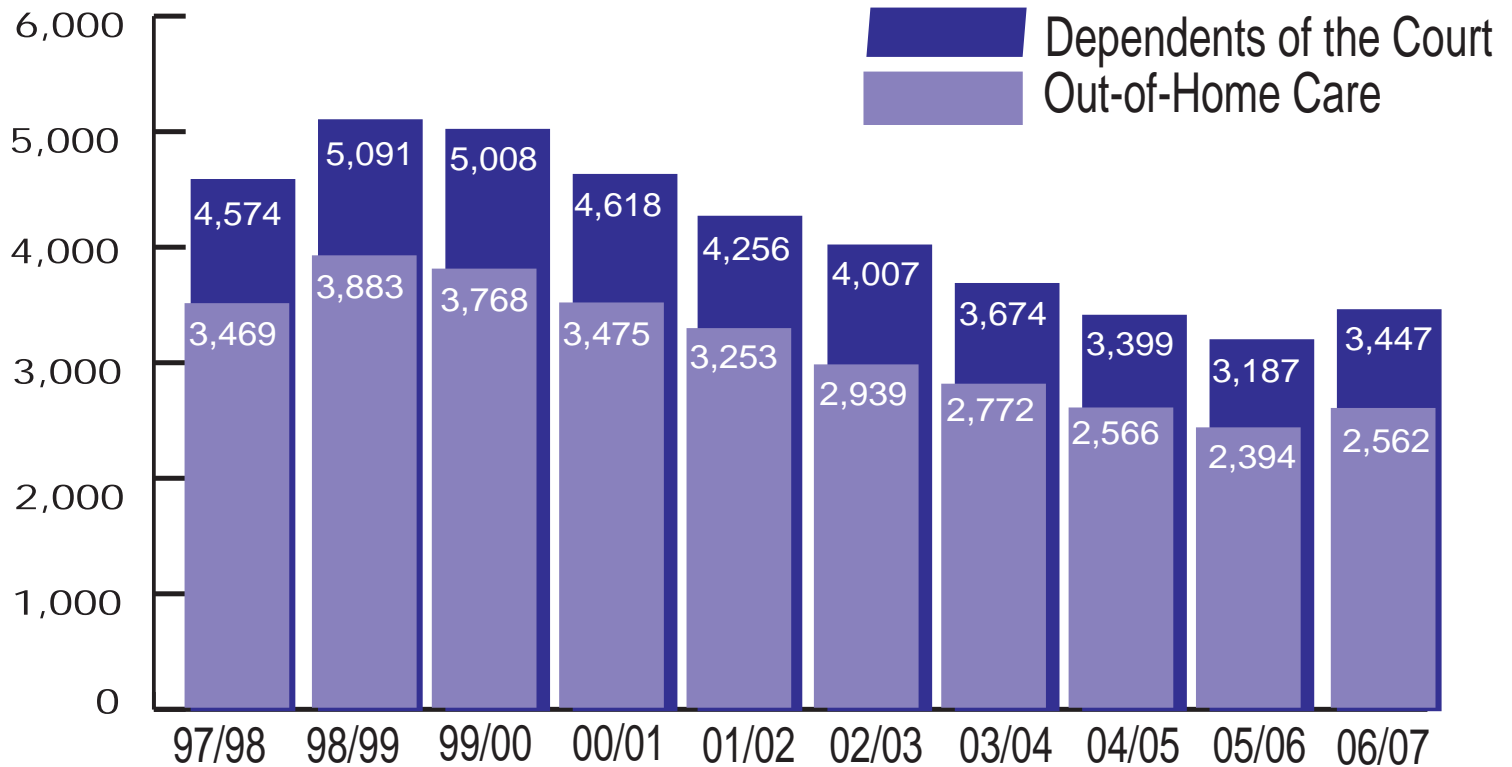
NEEDS IMPROVEMENT

- Number of **Gang Members** has been increasing steadily since a low in 2002 (pg 128).
- Number of **Gang Members** increased by 46.6% from 2006 to 2007 (pg.128).
- Number of **Juvenile Arrests** increased from 2005 to 2006 (pg. 124).



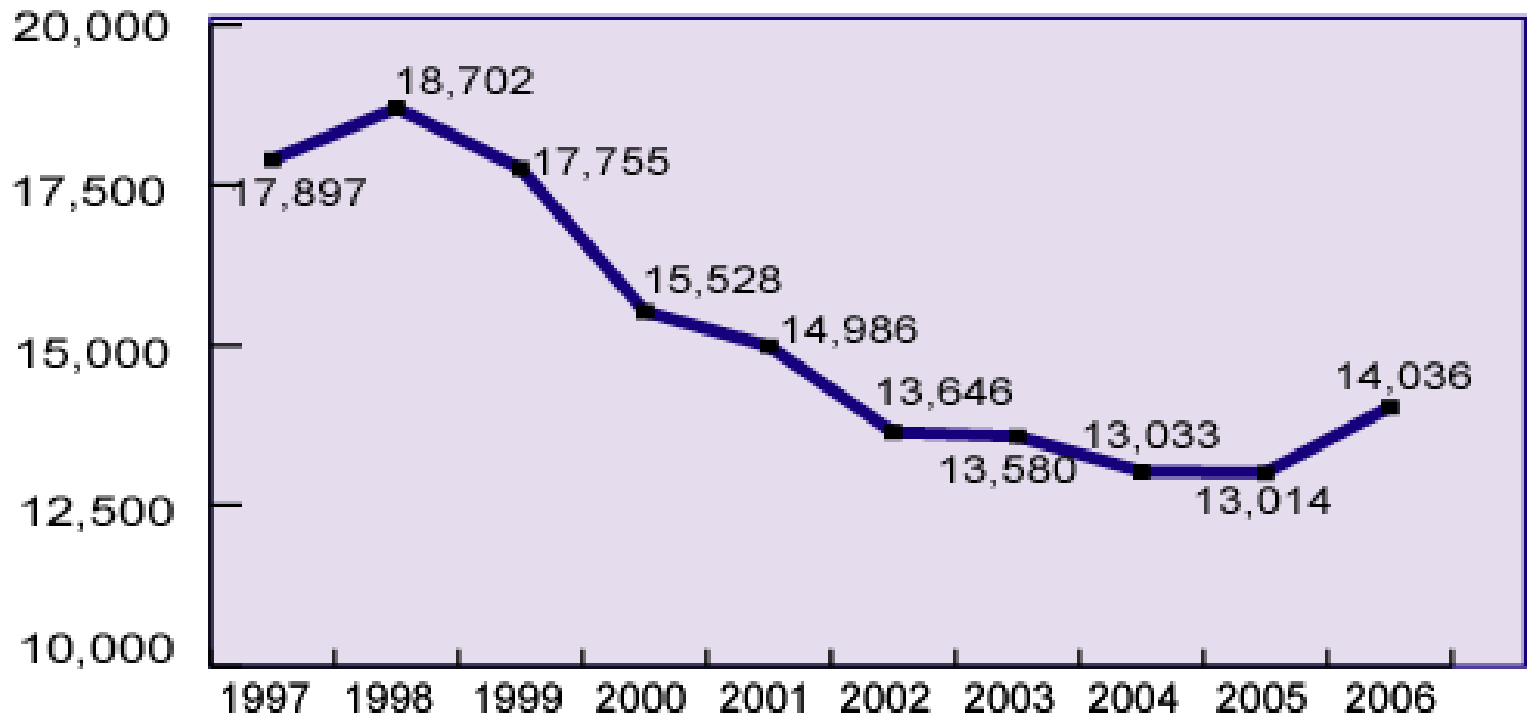
Dependent Children

Average Monthly Number of Children in Out-of-Home Care and the Average Monthly Number of Dependents of the Court, 1997/98 to 2006/07



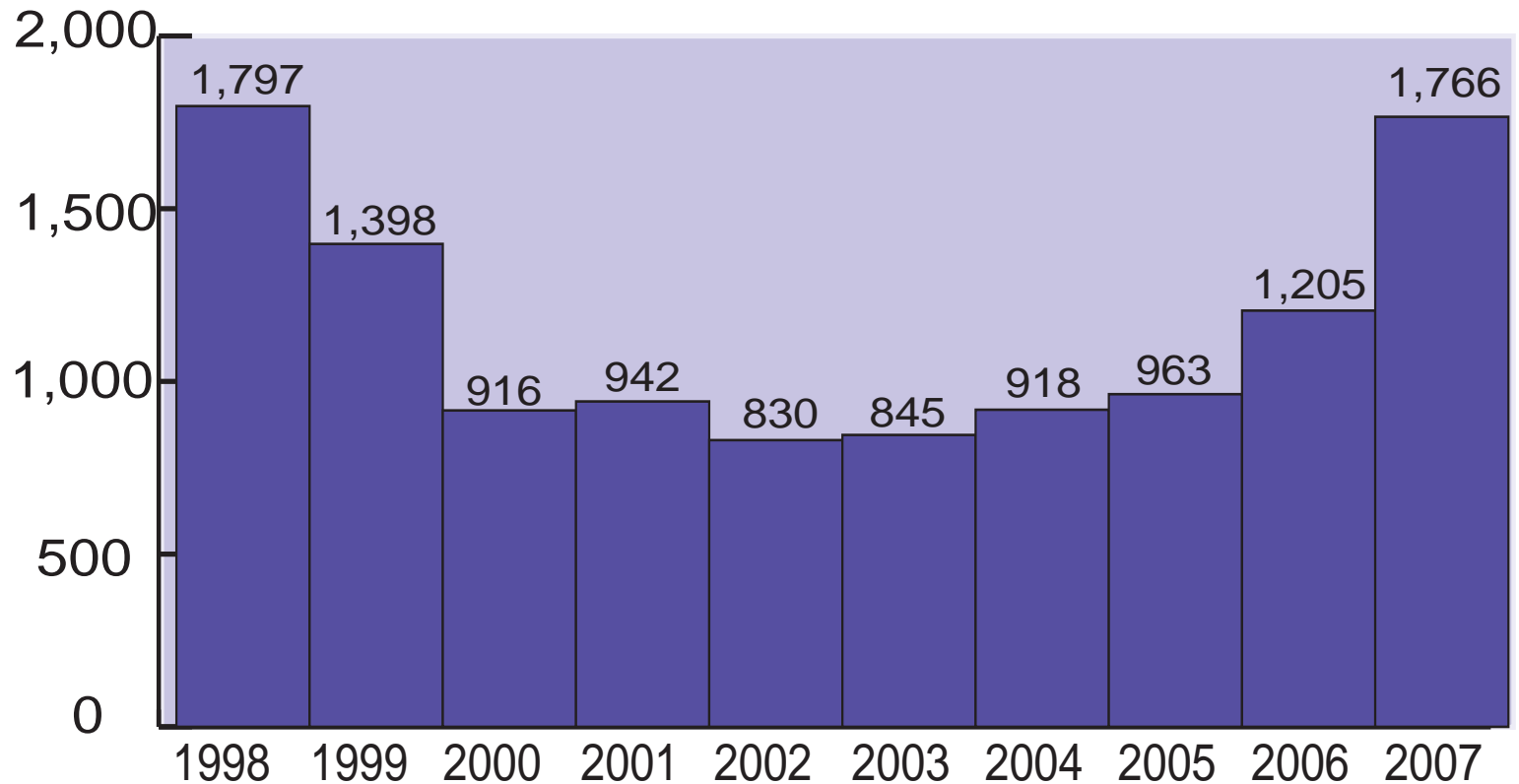
Juvenile Arrests

**Total Juvenile Arrests for Youth 10 to 17 Years of Age,
1997 to 2006**



Gang Membership

Total Number of Known Gang Members Among Children 8 to 17 Years of Age, 1998 to 2007



Needs
Improvement

The 14th Annual Report on the

Conditions of Children



in Orange County

2008

**THANK YOU
TO ALL THE
CONTRIBUTORS
TO THE
14TH ANNUAL REPORT**

The 7th Annual Community Forum: Conditions of Children in Orange County

November 6, 2008

8:00am – 11:00am

CSUF Titan Student Union

Keynote Address:

6,800 and Counting:

How should we respond?

Dr. Nancy Young &

Sid Gardner

Children and Family Futures